



MAKE WORK
LIFE EASIER



INTELLIGENT
TORCH SOLUTIONS

ARC T SERIES



A Passion for Technology & Innovation

To produce hand tools that reach the pinnacle of performance, durability and functionality you have to be passionate about what you do.

At Arc Torchology the research and development department is the beating heart of our company.

Every single component is conceived, developed, manufactured and tested in-house.

Our development and testing activities are loaded with cutting edge technologies, many of which have been developed specifically by us to meet the very stringent demands we place on our design solutions.

These specialized, bespoke solutions allow us to develop products that surpass the prerequisite of industry standards, inventing increasingly more beneficial products that deliver maximum results for the operator.

FEATURING NEW TECHNOLOGIES



This is not business as usual.

find out more at arctorchology.com

Contents

Range Overview and Ratings	2
Torch Range	
T1 / T1FX New	6
T2 / T2FX	8
T3 / T3FX	10
T1WLT / T1WFXLT Lite New	12
T1W / T1WFX New	14
T3W / T3WFX	16
T4W / T4WFX	18
T5W / T5WFX	20
T5WA Auto New	22
Rapid Fit Connection System	24
Switch Modules	26
Quick Fit Switch Wire Plug Kits	27
Torch Package Configurators	28
Extension Cables	39
Wear Parts	
Set-Up Overview	41
Ceramic Cups	45
Quartz Cups	45
Collets Bodies	46
Gas Lens Bodies	47
Gas Lens Body Filter Kits	48
Starter Kits	
Ceramic Starter Kits	50
Quartz Starter Kits	52
Accessory Kits	
Accessory Kits	54
Super Series System	
Super Series Overview	57
Wear Parts	61
Super Series Accessory Kits	65
Recommended Tungsten Parameters	68

AIR-COOLED

High Performance Tig Series



MAKE WORK
LIFE EASIER

TECHNICAL SPECIFICATIONS

New T1/T1FX

Cooling Method	Air-Cooled	
Rating:	DC	140A
	AC	100A
Duty Cycle	35%	
Electrode Size	1.0-3.2mm/0.04"-1/8"	
Operating Temperature	-20°C ..+40°C	



T2/T2FX

Cooling Method	Air-Cooled	
Rating:	DC	190A 180A (FX)
	AC	135A 125A (FX)
Duty Cycle	35%	
Electrode Size	1.0-4.0mm/0.04"-5/32"	
Operating Temperature	-20°C ..+40°C	



T3/T3FX

Cooling Method	Air-Cooled	
Rating:	DC	240A 220A (FX)
	AC	170A 155A (FX)
Duty Cycle	35%	
Electrode Size	1.0-4.8mm/0.04"-3/16"	
Operating Temperature	-20°C ..+40°C	



LIQUID-COOLED

High Performance Tig Series



MAKE WORK
LIFE EASIER

New
T1W SERIES

T1WLT/T1WFXLT Lite

T1W/T1WFX

Cooling Method		Liquid-Cooled		Liquid-Cooled	
Length		12.5ft	25ft	12.5ft	25ft
Rating:	DC 1000W	225A	225A	330A	330A
	AC 1000W	160A	160A	230A	230A
	DC 1600W	-	-	-	-
	AC 1600W	-	-	-	-
Duty Cycle		100%	100%	100%	100%
Electrode Size		1.0 - 3.2mm / 0.04"-1/8"		1.0 - 4.0mm / 0.04"-5/32"	
Minimum Liquid Flow Rate		1.0 l/min		1.5 l/min	
Minimum Liquid Inlet Pressure		2.5 Bar		2.5 Bar	
Maximum Liquid Inlet Pressure		5.0 Bar		5.0 Bar	
Maximum Liquid Inlet Temperature		50°C		50°C	
Operating Temperature		-20°C ..+40°C		-20°C ..+40°C	



T3W/T3WFX

Cooling Method		Liquid-Cooled	
Length		12.5ft	25ft
Rating:	DC 1200W	400A	400A
	AC 1200W	280A	280A
	DC 1600W	-	-
	AC 1600W	-	-
Duty Cycle		100%	60%
Electrode Size		1.0 - 4.0mm / 0.04"-5/32"	
Minimum Liquid Flow Rate		1.5 l/min	
Minimum Liquid Inlet Pressure		2.5 Bar	
Maximum Liquid Inlet Pressure		5.0 Bar	
Maximum Liquid Inlet Temperature		50°C	
Operating Temperature		-20°C ..+40°C	



LIQUID-COOLED

High Performance Tig Series



MAKE WORK
LIFE EASIER

T4W/T4WFX

Cooling Method		Liquid-Cooled	
Length		12.5ft	25ft
Rating:	DC	1200W	450A 400A
	AC	1200W	315A 280A
	DC	1600W	450A 450A
	AC	1600W	315A 315A
Duty Cycle		100%	60%
Electrode Size		1.6- 4.8mm / 1/16"-3/16"	
Minimum Liquid Flow Rate		1.5 l/min	
Minimum Liquid Inlet Pressure		2.5 Bar	
Maximum Liquid Inlet Pressure		5.0 Bar	
Maximum Liquid Inlet Temperature		50°C	
Operating Temperature		-20°C ..+40°C	



LIQUID-COOLED

High Performance Tig Series



MAKE WORK
LIFE EASIER

T5W/T5WFX

Cooling Method	Liquid-Cooled			
Length			12.5ft	25ft
Rating:	DC	1200W	550A	500A
	AC	1200W	385A	350A
	DC	1600W	550A	550A
	AC	1600W	385A	385A
Duty Cycle			100%	60%
Electrode Size	1.6- 6.4mm / 1/16"-1/4"			
Minimum Liquid Flow Rate	1.5 l/min			
Minimum Liquid Inlet Pressure	2.5 Bar			
Maximum Liquid Inlet Pressure	5.0 Bar			
Maximum Liquid Inlet Temperature	50°C			
Operating Temperature	-20°C ..+40°C			



T5W Video

Rapid Fit Connector System
Please refer to Page 24



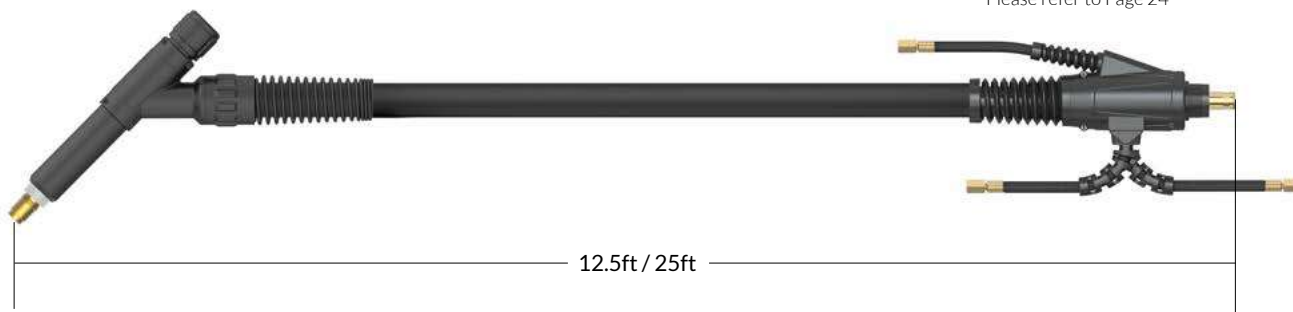
New T5WA Auto

Cooling Method	Liquid-Cooled			
Length			12.5ft	25ft
Rating:	DC	1200W	550A	450A
	AC	1200W	385A	315A
	DC	1600W	550A	450A
	AC	1600W	385A	315A
Duty Cycle			100%	100%
Electrode Size	1.6- 6.4mm / 1/16"-1/4"			
Minimum Liquid Flow Rate	1.5 l/min			
Minimum Liquid Inlet Pressure	2.5 Bar			
Maximum Liquid Inlet Pressure	5.0 Bar			
Maximum Liquid Inlet Temperature	50°C			
Operating Temperature	-20°C ..+40°C			



Handle Dimension

Rapid Fit Connector System
Please refer to Page 24



T1 / T1FX ^{New} Air-Cooled Tig Welding Torch

Ratings:	140A DC, 100A AC @35% duty cycle. 1.0 to 3.2mm Electrode
----------	--

The Arc T1 is the smallest Air-Cooled Tig torch in the range.
At 140 Amps DC it has 15% more power than a WP9.

ARC T HIGH PERFORMANCE TIG TORCH PACKAGES

Arc Tig Torches are supplied with a momentary switch and Surelok™ 35-50mm Dinse style termination, 3/8" BSP gas fitting (QGS1) and blank switch plug, as standard.

For alternate gas fittings (page 24), switch options (page 26), switch plugs (page 27)

For any other alternate torch terminations refer to complete torch Configurators on pages 28-34.



Included on the torch is 3/8" BSP on gas. See page 24 for alternative fittings

Switch plug **not** included see page 27

12.5ft T1-S1-4M-SL-QGS1 T1FX-S1-4M-SL-QGS1	25ft T1-S1-8M-SL-QGS1 T1FX-S1-8M-SL-QGS1
---	---



Wear Parts

A Standard Ceramic Cups

Part Number	Description	Nozzle	Bore Size
T1CC04	Ceramic Cup	#4	6mm - 1/4"
T1CC05	Ceramic Cup	#5	8mm - 5/16"
T1CC06	Ceramic Cup	#6	10mm - 3/8"
T1CC07	Ceramic Cup	#7	11mm - 7/16"
T1CC08	Ceramic Cup	#8	12.5mm - 1/2"
T1CC10	Ceramic Cup	#10	15mm - 5/8"

B Short Ceramic Cup

Part Number	Description	Nozzle	Bore Size
T1CC05S	Short Ceramic Cup	#5	8mm - 5/16"
T1CC07S	Short Ceramic Cup	#7	11mm - 7/16"
T1CC10S	Short Ceramic Cup	#10	15mm - 5/8"

C Standard Quartz Cups

Part Number	Description	Nozzle	Bore Size
T1QZ06	Standard Quartz Cup	#6	10mm - 3/8"
T1QZ08	Standard Quartz Cup	#8	12mm - 1/2"
T1QZ10	Standard Quartz Cup	#10	15mm - 5/8"

D Collet Body

Part Number	Description	Bore Size
T1CB10	Collet Body	1.0mm - 0.04"
T1CB16	Collet Body	1.6mm - 1/16"
T1CB20	Collet Body	2.0mm - 5/64"
T1CB24	Collet Body	2.4mm - 3/32"
T1CB32	Collet Body	3.2mm - 1/8"

E Gas Lens Collet Body


Part Number	Description	Bore Size
T1GL10	Gas Lens Collet Body	1.0mm - 0.04"
T1GL16	Gas Lens Collet Body	1.6mm - 1/16"
T1GL20	Gas Lens Collet Body	2.0mm - 5/64"
T1GL24	Gas Lens Collet Body	2.4mm - 3/32"
T1GL32	Gas Lens Collet Body	3.2mm - 1/8"

To set-up your Arc Tig Torch please add the relevant starter kit. Please refer to Page 50.

HIGH PERFORMANCE SERIES



MAKE WORK
LIFE EASIER



Spare Parts

Part Number	Description	Part Number	Description
1	T1GS Head Gasket	16	ATERCO100-40 Sheath x 12.5ft Inc Leather Cover
2	T1SN Heat Zone Isolator		ATERCO100-80 Sheath x 25ft Inc Leather Cover
2a	T1QZSN18 Quartz Heat Zone Isolator	17	ATSLH917-S Cable Support Small
2b	QZR-D18 Special Seal Ring	18	ATSLH917-H Surelok™ Housing Small
3	AT1401 T1 Torch Body Air-Cooled	19	AT1420-4M-OB Power Cable x 12.5ft Surelok™ O/B Rubber
3a	AT1401F T1FX Flexible Torch Body Air-Cooled		AT1420-8M-OB Power Cable x 25ft Surelok™ O/B Rubber
4	T1LBC Long Back Cap	20	ATSL3550 Surelok™ Body & Support
5	T1MBC Medium Back Cap	21	ATNSLOB-1-QGS# Gas Supply Hose O/B
6	T1SBC Short Back Cap	22	AT-SP-S Spanner Small
*7	ATER1MS Momentary Switch Kit		
8	ATERH100 Arc Handle Kit		
9	ATERSP1 Screw Pack		
10	ATERSWL4 Trigger Lead 12.5ft		
	ATERSWL8 Trigger Lead 25ft		
11	ATHS18MM-90 Heat Shrink Tube		
12	ATERKJ100 Small Knuckle Joint		
13	ATERLC100-08 Leather Cover x 0.8m		
14	ATERJK100 Joint Repair Kit		
15	ATERNCS-32 Neoprene Cover Assembly x 3.2m/10.5ft		
	ATERNCS-72 Neoprene Cover Assembly x 7.2m/23.7ft		

Gas supply hoses are specified by utilizing the part number and a termination suffix from the gas supply hose table on Page 24.

Example: ATNSLOB01-QGS1

Gas Supply Hose Rapid Fit c/w 3/8" BSP

T2 / T2FX Air-Cooled Tig Welding Torch

Ratings:	T2: 190A DC, 135A AC @35% duty cycle. 1.0 to 4.0mm Electrode T2FX: 180A DC, 125A AC @35% duty cycle. 1.0 to 4.0mm Electrode
----------	--

The Arc T2 is the same size as a WP17 with better performance than a WP26. Its unique consumable design make it a reliable all-day Industrial level Air-Cooled Torch.

ARC T HIGH PERFORMANCE TIG TORCH PACKAGES

Arc Tig Torches are supplied with a momentary switch and Surelok™ 35-50mm Dinse style termination, 3/8" BSP gas fitting (QGS1) and blank switch plug, as standard.

For alternate gas fittings (page 24), switch options (page 26), switch plugs (page 27)
For any other alternate torch terminations refer to complete torch Configurators on pages 28-34.

Included on the torch is 3/8" BSP on gas.
See page 24 for alternative fittings



Switch plug **not** included see page 27

12.5ft T2-S1-4M-SL-QGS1 T2FX-S1-4M-SL-QGS1	25ft T2-S1-8M-SL-QGS1 T2FX-S1-8M-SL-QGS1
---	---



T2 Video



Wear Parts

A Standard Ceramic Cups

Part Number	Description	Nozzle	Bore Size
T2CC04	Ceramic Cup	#4	6mm - 1/4"
T2CC05	Ceramic Cup	#5	8mm - 5/16"
T2CC06	Ceramic Cup	#6	10mm - 3/8"
T2CC07	Ceramic Cup	#7	11mm - 7/16"
T2CC08	Ceramic Cup	#8	12.5mm - 1/2"
T2CC10	Ceramic Cup	#10	16mm - 5/8"

B Standard Quartz Cups

Part Number	Description	Nozzle	Bore Size
T2QZ06	Standard Quartz Cup	#6	10mm - 3/8"
T2QZ08	Standard Quartz Cup	#8	12mm - 1/2"
T2QZ10	Standard Quartz Cup	#10	15mm - 5/8"

C Collet Body

Part Number	Description	Bore Size
T2CB10	Collet Body	1.0mm - 0.04"
T2CB16	Collet Body	1.6mm - 1/16"
T2CB20	Collet Body	2.0mm - 5/64"
T2CB24	Collet Body	2.4mm - 3/32"
T2CB32	Collet Body	3.2mm - 1/8"
T2CB40	Collet Body	4.0mm - 5/32"

D Gas Lens Collet Body

Part Number	Description	Bore Size
T2GL10	Gas Lens Collet Body	1.0mm - 0.04"
T2GL16	Gas Lens Collet Body	1.6mm - 1/16"
T2GL20	Gas Lens Collet Body	2.0mm - 5/64"
T2GL24	Gas Lens Collet Body	2.4mm - 3/32"
T2GL32	Gas Lens Collet Body	3.2mm - 1/8"
T2GL40	Gas Lens Collet Body	4.0mm - 5/32"

To set-up your Arc Tig Torch please add the relevant starter kit.
Please refer to Page 50.

High Performance Ceramics Available

Withstands extreme temperatures up to 1950°C without any risk of cracking or burning.
Please refer to Page 45

HIGH PERFORMANCE SERIES



MAKE WORK
LIFE EASIER

For alternative switch modules
please refer to Page 26



Super Series set-up
Perfect for exotic metals, Stainless Steel, Inconel, Chromoly & Titanium
Please refer to Page 58

Spare Parts

Part Number	Description	Part Number	Description
1	T2GS Head Gasket	16	ATERCO150-40 Sheath x 12.5ft Inc Leather Cover
2	T2SN Heat Zone Isolator		ATERCO150-80 Sheath x 25ft Inc Leather Cover
2a	T2QZSN20 Quartz Heat Zone Isolator	17	ATSLH26-S Cable Support Large
2b	QZR-D20 Special Seal Ring	18	ATSLH26-C Surelok™ Housing Cover
3	AT1501 T2 Torch Body Air-Cooled	19	ATSLH26-H Surelok™ Housing Large
3a	AT1501F T2FX Flexible Torch Body Air-Cooled	20	AT2120-4M-OB Power Cable x 12.5ft Surelok™ O/B Rubber
4	T2LBC Long Back Cap		AT2120-8M-OB Power Cable x 25ft Surelok™ O/B Rubber
5	T2MBC Medium Back Cap	21	ATSL3550 Surelok™ Body & Support
6	T2SBC Short Back Cap	22	ATNSLOB-1-QGS# Gas Supply Hose O/B
7	ATER1MS Momentary Switch Kit	23	AT-SP Spanner
8	ATERH100 Arc Handle Kit		
9	ATERSP1 Screw Pack		
10	ATERSWL4 Trigger Lead 12.5ft		
	ATERSWL8 Trigger Lead 25ft		
11	ATHS18MM-90 Heat Shrink Tube		
12	ATERKJ200 Knuckle Joint		
13	ATERLC200-08 Leather Cover x 0.8mt		
14	ATERJK200 Joint Repair Kit		
15	ATERNCM-32 Neoprene Cover Assembly x 3.2m/10.5ft		
	ATERNCM-72 Neoprene Cover Assembly x 7.2m/23.7ft		

Gas supply hoses are specified by utilizing the part number and a termination suffix from the gas supply hose table on Page 24.

Example: ATNSLOB1-QGS1

Gas Supply Hose Rapid Fit c/w 3/8" BSP

T3 / T3FX Air-Cooled Tig Welding Torch

Ratings:	T3: 240A DC, 170A AC @35% duty cycle. 1.0 to 4.8mm Electrode T3FX: 220A DC, 155A AC @35% duty cycle. 1.0 to 4.8mm Electrode
----------	--

The World's most powerful Air-Cooled Tig torch.
The T3 has 35% more power than a WP26 from the same size footprint and is suitable for AC processes normally requiring Liquid-Cooled torches.

ARC T HIGH PERFORMANCE TIG TORCH PACKAGES

Arc Tig Torches are supplied with a momentary switch and Surelok™ 35-50mm Dinse style termination, 3/8" BSP gas fitting (QGS1) and blank switch plug, as standard.

For alternate gas fittings (page 24), switch options (page 26), switch plugs (page 27)
For any other alternate torch terminations refer to complete torch Configurators on pages 28-34.

Included on the torch is 3/8" BSP on gas.
See page 24 for alternative fittings



Switch plug **not** included see page 27

12.5ft T3-S1-4M-SL-QGS1 T3FX-S1-4M-SL-QGS1	25ft T3-S1-8M-SL-QGS1 T3FX-S1-8M-SL-QGS1
---	---



Wear Parts

A Standard Ceramic Cups

Part Number	Description	Nozzle	Bore Size
T3CC04	Ceramic Cup	#4	6mm - 1/4"
T3CC05	Ceramic Cup	#5	8mm - 5/16"
T3CC06	Ceramic Cup	#6	10mm - 3/8"
T3CC07	Ceramic Cup	#7	11mm - 7/16"
T3CC08	Ceramic Cup	#8	12.5mm - 1/2"
T3CC10	Ceramic Cup	#10	16mm - 5/8"

B Large Gas Lens Ceramic Cups

Part Number	Description	Nozzle	Bore Size
T5LGLCC08	Large Gas Lens Ceramic Cup	#8	12.5mm - 1/2"
T5LGLCC10	Large Gas Lens Ceramic Cup	#10	16mm - 5/8"
T5LGLCC12	Large Gas Lens Ceramic Cup	#12	19mm - 3/4"

C Collet Body

Part Number	Description	Bore Size
T3CB10	Collet Body	1.0mm - 0.04"
T3CB16	Collet Body	1.6mm - 1/16"
T3CB20	Collet Body	2.0mm - 5/64"
T3CB24	Collet Body	2.4mm - 3/32"
T3CB32	Collet Body	3.2mm - 1/8"
T3CB40	Collet Body	4.0mm - 5/32"
T3CB48	Collet Body	4.8mm - 3/16"

D Standard Quartz Cups

Part Number	Description	Nozzle	Bore Size
T3QZ06	Standard Quartz Cup	#6	10mm - 3/8"
T3QZ08	Standard Quartz Cup	#8	12mm - 1/2"
T3QZ10	Standard Quartz Cup	#10	15mm - 5/8"
T3QZ12	Standard Quartz Cup	#12	20mm - 3/4"

E Gas Lens Collet Body

Part Number	Description	Bore Size
T3GL10	Gas Lens Collet Body	1.0mm - 0.04"
T3GL16	Gas Lens Collet Body	1.6mm - 1/16"
T3GL20	Gas Lens Collet Body	2.0mm - 5/64"
T3GL24	Gas Lens Collet Body	2.4mm - 3/32"
T3GL32	Gas Lens Collet Body	3.2mm - 1/8"
T3GL40	Gas Lens Collet Body	4.0mm - 5/32"
T3GL48	Gas Lens Collet Body	4.8mm - 3/16"

F Large Gas Lens Collet Body

Part Number	Description	Bore Size
T5LGL10	Large Gas Lens Collet Body	1.0mm - 0.04"
T5LGL16	Large Gas Lens Collet Body	1.6mm - 1/16"
T5LGL20	Large Gas Lens Collet Body	2.0mm - 5/64"
T5LGL24	Large Gas Lens Collet Body	2.4mm - 3/32"
T5LGL32	Large Gas Lens Collet Body	3.2mm - 1/8"
T5LGL40	Large Gas Lens Collet Body	4.0mm - 5/32"
T5LGL48	Large Gas Lens Collet Body	4.8mm - 3/16"

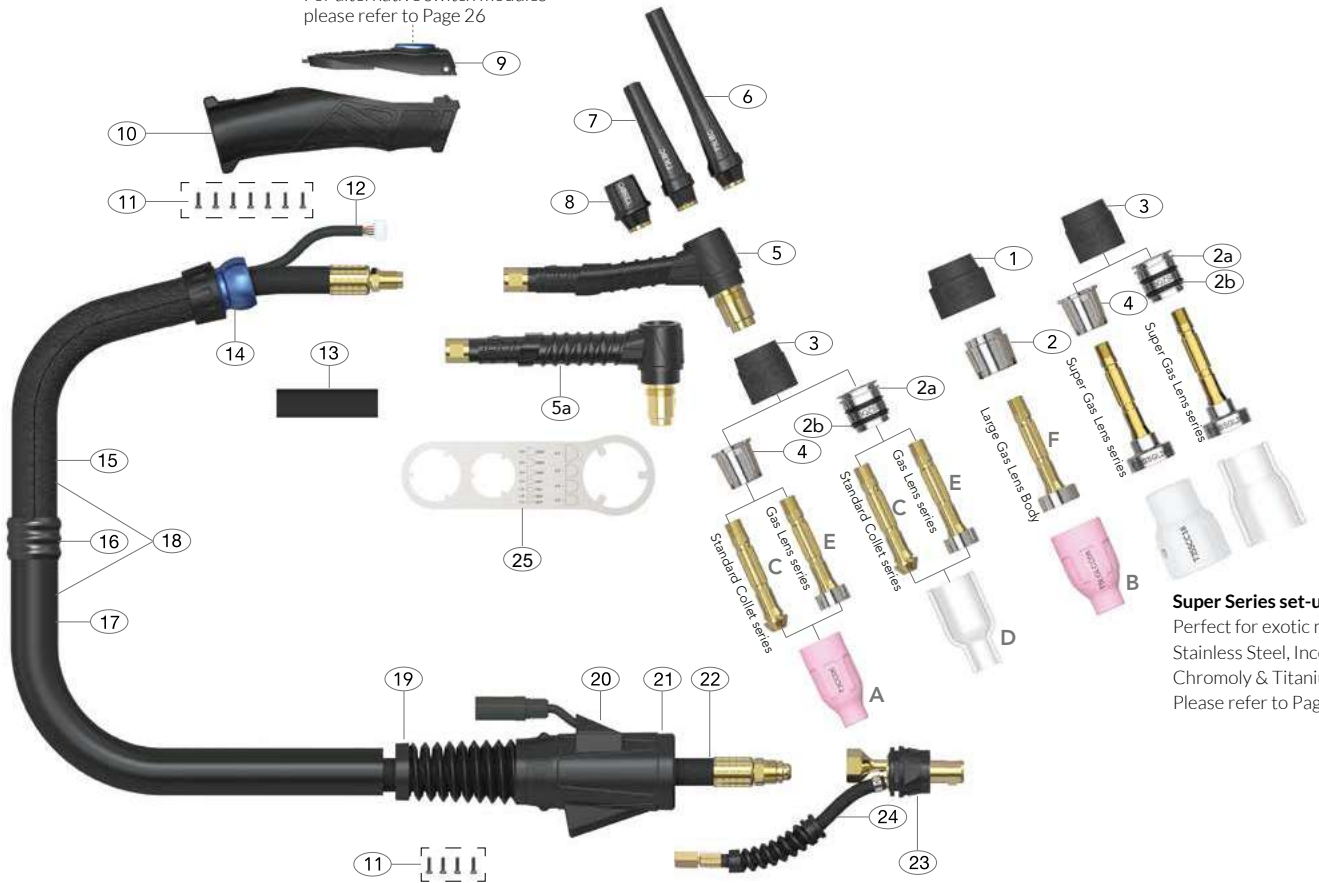
To set-up your Arc Tig Torch please add the relevant starter kit.
Please refer to Page 50.

HIGH PERFORMANCE SERIES



MAKE WORK
LIFE EASIER

For alternative switch modules please refer to Page 26



Super Series set-up
Perfect for exotic metals
Stainless Steel, Inconel,
Chromoly & Titanium
Please refer to Page 59

Spare Parts

Part Number	Description
1	T3LGS Large Head Gasket
2	T3LSN Large Heat Zone Isolator
2a	T3QZSN23 Quartz Heat Zone Isolator
2b	QZR-D23 Special Seal Ring
3	T3GS Head Gasket
4	T3SN Heat Zone Isolator
5	AT2601 T3 Torch Body Air-Cooled
5a	AT2601F T3FX Flexible Torch Body Air-Cooled
6	T3LBC Long Back Cap
7	T3MBC Medium Back Cap
8	T3SBC Short Back Cap
9	ATER1MS Momentary Switch Kit
10	ATERH200 Arc Handle Kit
11	ATERSP1 Screw Pack
12	ATERSWL4 Trigger Lead 12.5ft
	ATERSWL8 Trigger Lead 25ft
13	ATHS18MM-90 Heat Shrink Tube
14	ATERKJ200 Knuckle Joint
15	ATERLC200-08 Leather Cover x 0.8mt
16	ATERJK200 Joint Repair Kit
17	ATERNCM-32 Neoprene Cover Assembly x 3.2m/10.5ft
	ATERNCM-72 Neoprene Cover Assembly x 7.2m/23.7ft

Part Number	Description
18	ATERCO150-40 Sheath x 12.5ft Inc Leather Cover
	ATERCO150-80 Sheath x 25ft Inc Leather Cover
19	ATSLH26-S Cable Support Large
20	ATSLH26-C Surelok™ Housing Cover
21	ATSLH26-H Surelok™ Housing Large
22	AT2620-4M-OB Power Cable x 12.5ft Surelok™ O/B Rubber
	AT2620-8M-OB Power Cable x 25ft Surelok™ O/B Rubber
23	ATSL3550 Surelok™ Body & Support
24	ATNSLOB-1-QGS# Gas Supply Hose O/B
25	AT-SP Spanner

Gas supply hoses are specified by utilizing the part number and a termination suffix from the gas supply hose table on Page 24.

Example: ATNSLOB1-QGS1

Gas Supply Hose Rapid Fit c/w 3/8" BSP

High Performance Ceramics Available

Withstands extreme temperatures up to 1950°C without any risk of cracking or burning.
Please refer to Page 45

T1WLT / T1WFXLT ^{New} Lite Liquid-Cooled Tig Welding Torch

Ratings: 225A DC, 160A AC @ 100% duty cycle, 1.0 to 3.2mm Electrode

The Arc T1WLT is 30% lighter than a T1W, with comparable power output to the WP20 while substantially extending the lifespan of its wear parts.

ARC T HIGH PERFORMANCE TIG TORCH PACKAGES

Arc water-cooled Tig Torches are supplied with a momentary switch and Surelok™ 35-50mm Dinse style termination, 3/8" BSP gas fitting (QGS1), 8.9mm quick fit nipples on water feed (QF1) & water return (QWR1). Blank switch plug, as standard.

For alternate gas & water fittings (page 24), switch options (page 26), switch plugs (page 27)

For any other alternate torch terminations refer to complete torch

Configurators on pages 28-34.

Included on the torch is 3/8" BSP on gas & 8.9mm quick fit nipples on water feed & return.
See page 24 for alternative fittings



Switch plug **not** included see page 27



12.5ft

T1WLT-S1-4M-SL-QWF1-QWR1-QGS1
T1WFXLT-S1-4M-SL-QWF1-QWR1-QGS1

25ft

T1WLT-S1-8M-SL-QWF1-QWR1-QGS1
T1WFXLT-S1-8M-SL-QWF1-QWR1-QGS1

Wear Parts

A Standard Ceramic Cups

Part Number	Description	Nozzle	Bore Size
T1CC04	Ceramic Cup	#4	6mm - 1/4"
T1CC05	Ceramic Cup	#5	8mm - 5/16"
T1CC06	Ceramic Cup	#6	10mm - 3/8"
T1CC07	Ceramic Cup	#7	11mm - 7/16"
T1CC08	Ceramic Cup	#8	12.5mm - 1/2"
T1CC10	Ceramic Cup	#10	16mm - 5/8"

B Short Ceramic Cup

Part Number	Description	Nozzle	Bore Size
T1CC05S	Short Ceramic Cup	#5	8mm - 5/16"
T1CC07S	Short Ceramic Cup	#7	11mm - 7/16"
T1CC10S	Short Ceramic Cup	#10	15mm - 5/8"

C Standard Quartz Cups

Part Number	Description	Nozzle	Bore Size
T1QZ06	Standard Quartz Cup	#6	10mm - 3/8"
T1QZ08	Standard Quartz Cup	#8	12mm - 1/2"
T1QZ10	Standard Quartz Cup	#10	15mm - 5/8"

D Collet Body

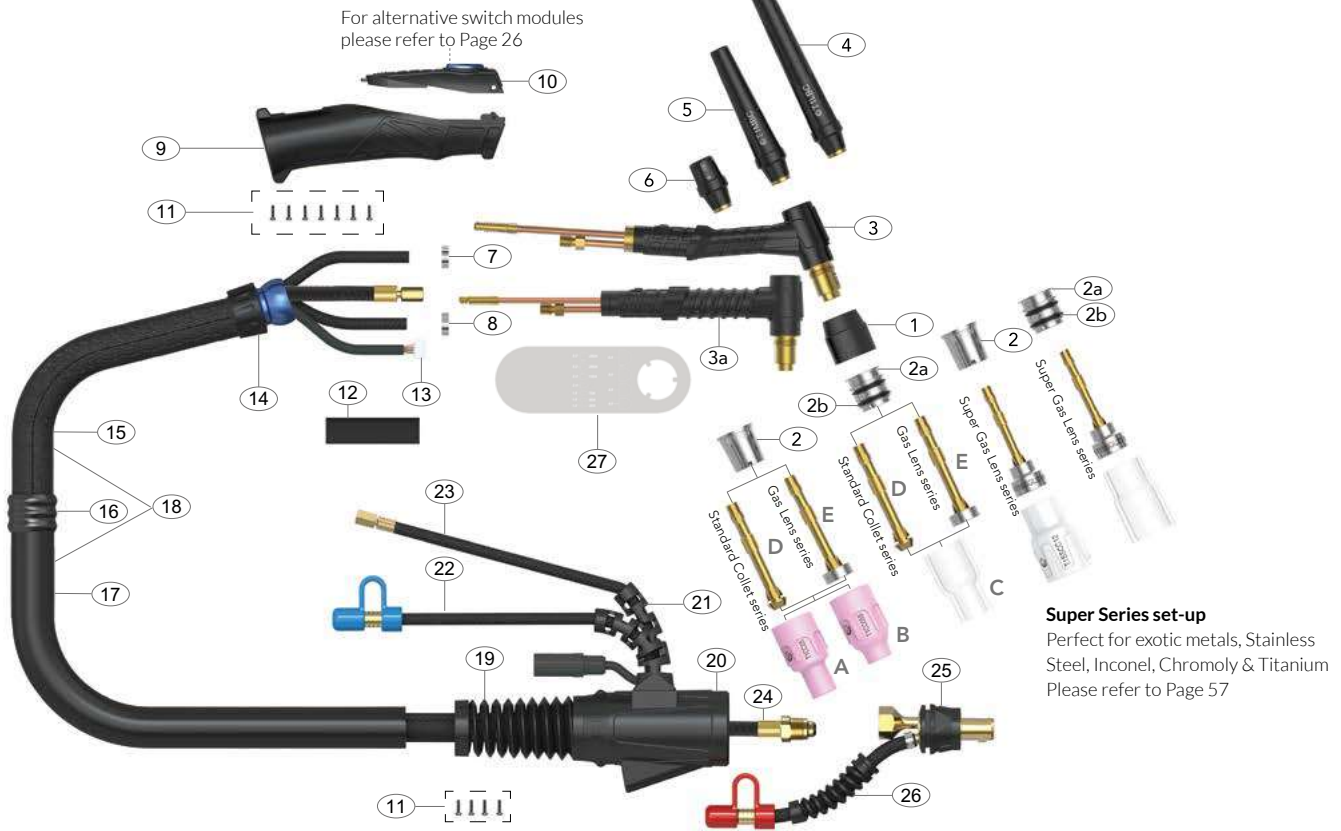
Part Number	Description	Bore Size
T1CB10	Collet Body	1.0mm - 0.04"
T1CB16	Collet Body	1.6mm - 1/16"
T1CB20	Collet Body	2.0mm - 5/64"
T1CB24	Collet Body	2.4mm - 3/32"
T1CB32	Collet Body	3.2mm - 1/8"

E Gas Lens Collet Body

Part Number	Description	Bore Size
T1GL10	Gas Lens Collet Body	1.0mm - 0.04"
T1GL16	Gas Lens Collet Body	1.6mm - 1/16"
T1GL20	Gas Lens Collet Body	2.0mm - 5/64"
T1GL24	Gas Lens Collet Body	2.4mm - 3/32"
T1GL32	Gas Lens Collet Body	3.2mm - 1/8"

To set-up your Arc Tig Torch please add the relevant starter kit.

Please refer to Page 50.



Spare Parts

Part Number	Description	Part Number	Description
1	T1GS Head Gasket	19	ATSLH26-S Cable Support Large
2	T1SN Heat Zone Isolator	20	ATSLH26-H Surelok™ Housing Large
2a	T1QZSN18 Quartz Heat Zone Isolator	21	ATSLH1820-S Surelok™ Housing Support
2b	QZR-D18 Special Seal Ring	22	AT45V070B-QWF# Water Feed Hose x 12.5ft O/B Rubber
3	AT3501 T1W Torch Body Liquid-Cooled		AT45V080B-QWF# Water Feed Hose x 25ft O/B Rubber
3a	AT3501F T1WFX Flexible Torch Body	23	ATN45V090B-QGS# Gas Supply Hose x 12.5ft O/B Rubber
4	T1LBC Long Back Cap		ATN45V100B-QGS# Gas Supply Hose x 25ft O/B Rubber
5	T1MBC Medium Back Cap	24	SLHD45V03AOB Power Cable x 12.5ft Surelok™ O/B Rubber
6	T1SBC Short Back Cap		SLHD45V04AOB Power Cable x 25ft Surelok™ O/B Rubber
7	AM15400022 Water Hose Clamp 9.5mm	25	ATSL3550 Surelok™ Body & Support
8	AM15400020 Gas Hose Clamp 8.7mm	26	ATNSLOB-1-QWR# Water Return Hose O/B
9	ATERH100 Arc Handle Kit	27	AT-SP-S Spanner Small
*10	ATER1MS Momentary Switch Kit		
11	ATERSP1 Screw Pack		
12	ATHS22MM-130 Heat Shrink Tube		
13	ATERSWL4 Trigger Lead 12.5ft		
	ATERSWL8 Trigger Lead 25ft		
14	ATERKJ100 Knuckle Joint		
15	ATERLC150-08 Leather Cover x 0.8mt		
16	ATERJK200 Joint Repair Kit		
17	ATERNCM-32 Neoprene Cover Assembly x 3.2m/10.5ft		
	ATERNCM-72 Neoprene Cover Assembly x 7.2m/23.7ft		
18	ATERCO150S-40 Sheath x 12.5ft Inc Leather Cover		
	ATERCO150S-80 Sheath x 25ft Inc Leather Cover		

Water feed and gas supply hoses are specified by utilizing the part number and a termination suffix from the water feed and gas supply hose table on Page 24.

Example: AT45V070B-QWF1

Water Feed Hose Rapid Fit x 12.5ft c/w 8.9mm Quick Fit

Example: ATN45V070B-QGS4

Gas Supply Hose Rapid Fit x 12.5ft c/w 8.9mm Quick Fit

T1W / T1WFX^{New} Liquid-Cooled Tig Welding Torch

Ratings: 330A DC, 230A AC @ 100% duty cycle, 1.0 to 4.0mm Electrode

The Arc T1W will outperform the WP20 and is the smallest Liquid-Cooled Arc Tig torch in the series. Rated at 330 Amps it has 40% more power than a WP20.

ARC T HIGH PERFORMANCE TIG TORCH PACKAGES

Arc water cooled Tig Torches are supplied with a momentary switch and Surelok™ 35-50mm Dinse style termination, 3/8" BSP gas fitting (QGS1), 8.9mm quick fit nipples on water feed (QF1) & water return (QWR1). Blank switch plug, as standard.

For alternate gas & water fittings (page 24), switch options (page 26), switch plugs (page 27)

For any other alternate torch terminations refer to complete torch

Configurators on pages 28-34.

Included on the torch is 3/8" BSP on gas & 8.9mm quick fit nipples on water feed & return.
See page 24 for alternative fittings



Switch plug **not** included see page 27

12.5ft T1W-S1-4M-SL-QWF1-QWR1-QGS1 T1WFX-S1-4M-SL-QWF1-QWR1-QGS1	25ft T1W-S1-8M-SL-QWF1-QWR1-QGS1 T1WFX-S1-8M-SL-QWF1-QWR1-QGS1
---	---



Wear Parts

A Standard Ceramic Cups

Part Number	Description	Nozzle	Bore Size
T1CC04	Ceramic Cup	#4	6mm - 1/4"
T1CC05	Ceramic Cup	#5	8mm - 5/16"
T1CC06	Ceramic Cup	#6	10mm - 3/8"
T1CC07	Ceramic Cup	#7	11mm - 7/16"
T1CC08	Ceramic Cup	#8	12.5mm - 1/2"
T1CC10	Ceramic Cup	#10	16mm - 5/8"

B Short Ceramic Cup

Part Number	Description	Nozzle	Bore Size
T1CC05S	Short Ceramic Cup	#5	8mm - 5/16"
T1CC07S	Short Ceramic Cup	#7	11mm - 7/16"
T1CC10S	Short Ceramic Cup	#10	15mm - 5/8"

C Standard Quartz Cups

Part Number	Description	Nozzle	Bore Size
T1QZ06	Standard Quartz Cup	#6	10mm - 3/8"
T1QZ08	Standard Quartz Cup	#8	12mm - 1/2"
T1QZ10	Standard Quartz Cup	#10	15mm - 5/8"

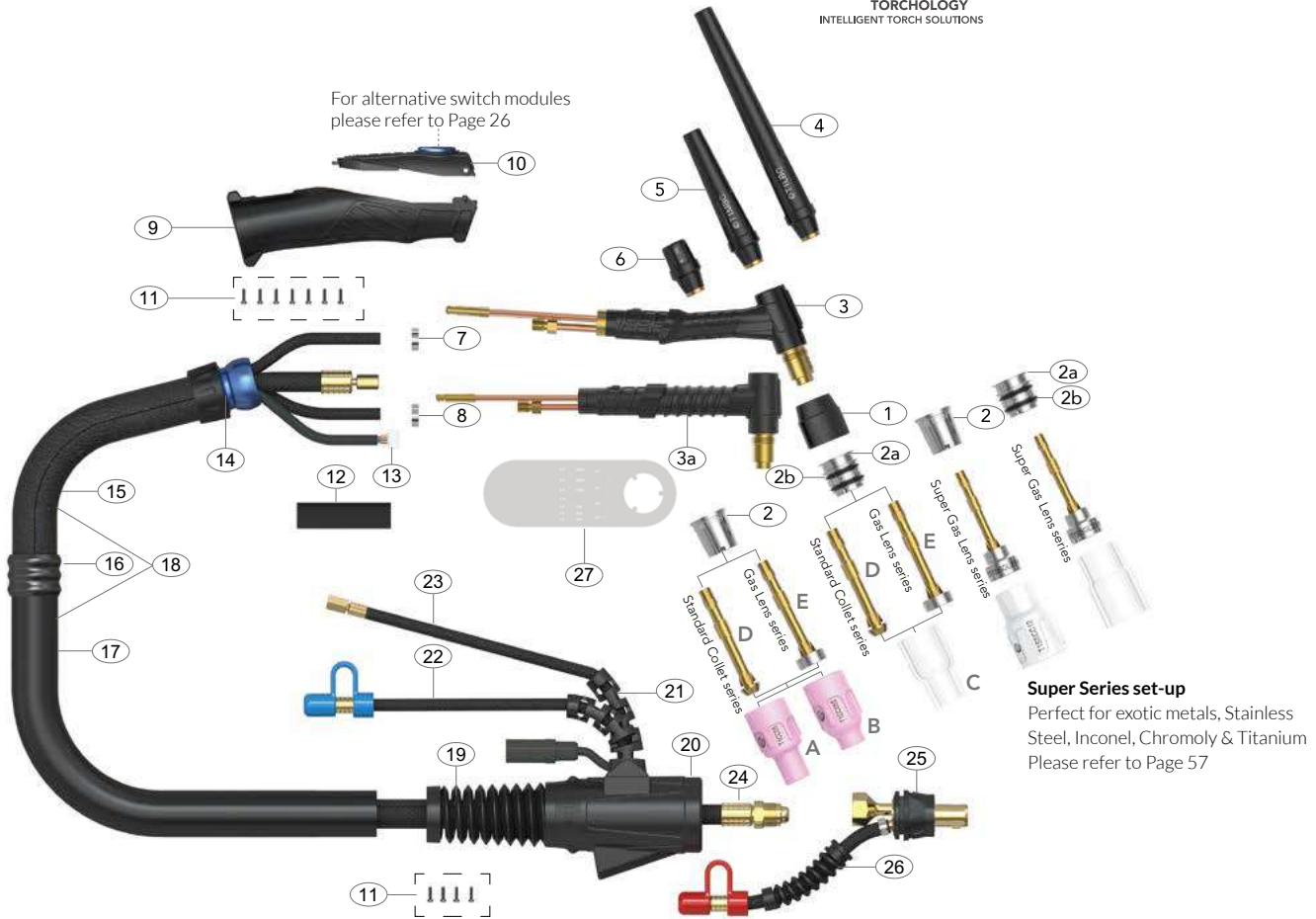
D Collet Body

Part Number	Description	Bore Size
T1CB10	Collet Body	1.0mm - 0.04"
T1CB16	Collet Body	1.6mm - 1/16"
T1CB20	Collet Body	2.0mm - 5/64"
T1CB24	Collet Body	2.4mm - 3/32"
T1CB32	Collet Body	3.2mm - 1/8"
T1CB40	Collet Body	4.0mm - 5/32"

E Gas Lens Collet Body

Part Number	Description	Bore Size
T1GL10	Gas Lens Collet Body	1.0mm - 0.04"
T1GL16	Gas Lens Collet Body	1.6mm - 1/16"
T1GL20	Gas Lens Collet Body	2.0mm - 5/64"
T1GL24	Gas Lens Collet Body	2.4mm - 3/32"
T1GL32	Gas Lens Collet Body	3.2mm - 1/8"
T1GL40	Gas Lens Collet Body	4.0mm - 5/32"

To set-up your Arc Tig Torch please add the relevant starter kit. Please refer to Page 50.



Super Series set-up
Perfect for exotic metals, Stainless Steel, Inconel, Chromoly & Titanium
Please refer to Page 57

Spare Parts

Part Number	Description	Part Number	Description
1	T1GS Head Gasket	19	ATSLH26-S Cable Support Large
2	T1SN Heat Zone Isolator	20	ATSLH26-H Surelok™ Housing Large
2a	T1QZSN18 Quartz Heat Zone Isolator	21	ATSLH1820-S Surelok™ Housing Support
2b	QZR-D18 Special Seal Ring	22	AT45V070B-QWF# Water Feed Hose x 12.5ft O/B Rubber
3	AT3501 T1W Torch Body Liquid-Cooled		AT45V080B-QWF# Water Feed Hose x 25ft O/B Rubber
3a	AT3501F T1WFX Flexible Torch Body	23	ATN45V090B-QGS# Gas Supply Hose x 12.5ft O/B Rubber
4	T1LBC Long Back Cap		ATN45V100B-QGS# Gas Supply Hose x 25ft O/B Rubber
5	T1MBC Medium Back Cap	24	AT3320-4M-OB Power Cable x 12.5ft Surelok™ O/B Rubber
6	T1SBC Short Back Cap		AT3320-8M-OB Power Cable x 25ft Surelok™ O/B Rubber
7	AM15400022 Water Hose Clamp 9.5mm	25	ATSL3550 Surelok™ Body & Support
8	AM15400020 Gas Hose Clamp 8.7mm	26	ATNSLOB-1-QWR# Water Return Hose O/B
9	ATERH100 Arc Handle Kit	27	AT-SP-S Spanner Small
* 10	ATER1MS Momentary Switch Kit		
11	ATERSP1 Screw Pack		
12	ATHS22MM-130 Heat Shrink Tube		
13	ATERSWL4 Trigger Lead 12.5ft		
	ATERSWL8 Trigger Lead 25ft		
14	ATERKJ200 Knuckle Joint		
15	ATERLC200-08 Leather Cover x 0.8mt		
16	ATERJK200 Joint Repair Kit		
17	ATERNCL-32 Neoprene Cover Assembly x 3.2m/10.5ft		
	ATERNCL-72 Neoprene Cover Assembly x 7.2m/23.7ft		
18	ATERCO200-40 Sheath x 12.5ft Inc Leather Cover		
	ATERCO200-80 Sheath x 25ft Inc Leather Cover		

Water feed and gas supply hoses are specified by utilizing the part number and a termination suffix from the water feed and gas supply hose table on Page 24.

Example: AT45V070B-QWF1

Water Feed Hose Rapid Fit x 12.5ft c/w 8.9mm Quick Fit

Example: ATN45V070B-QGS4

Gas Supply Hose Rapid Fit x 12.5ft c/w 8.9mm Quick Fit

T3W / T3WFX Liquid-Cooled Tig Welding Torch

Ratings:	T3W: 400A DC, 280A AC @ 100% duty cycle, 1.0 to 4.0mm Electrode
	T3WFX: 400A DC, 280A AC @ 60% duty cycle, 1.0 to 4.0mm Electrode

With a smaller footprint than a WP17, the T3W has more power than a WP18 and is suitable for the majority of Industrial applications and material types.

ARC T HIGH PERFORMANCE TIG TORCH PACKAGES

Arc water cooled Tig Torches are supplied with a momentary switch and Surelok™ 35-50mm Dinse style termination, 3/8" BSP gas fitting (QGS1), 8.9mm quick fit nipples on water feed (QF1) & water return (QWR1). Blank switch plug, as standard.

For alternate gas & water fittings (page 24), switch options (page 26), switch plugs (page 27)

For any other alternate torch terminations refer to complete torch

Configurators on pages 28-34.

Included on the torch is 3/8" BSP on gas & 8.9mm quick fit nipples on water feed & return.
See page 24 for alternative fittings



Switch plug **not** included see page 27



12.5ft T3W-S1-4M-SL-QWF1-QWR1-QGS1 T3WFX-S1-4M-SL-QWF1-QWR1-QGS1	25ft T3W-S1-8M-SL-QWF1-QWR1-QGS1 T3WFX-S1-8M-SL-QWF1-QWR1-QGS1
---	---

Wear Parts

A Standard Ceramic Cups

Part Number	Description	Nozzle	Bore Size
T2CC04	Ceramic Cup	#4	6mm - 1/4"
T2CC05	Ceramic Cup	#5	8mm - 5/16"
T2CC06	Ceramic Cup	#6	10mm - 3/8"
T2CC07	Ceramic Cup	#7	11mm - 7/16"
T2CC08	Ceramic Cup	#8	12.5mm - 1/2"
T2CC10	Ceramic Cup	#10	16mm - 5/8"

B Standard Quartz Cups

Part Number	Description	Nozzle	Bore Size
T2QZ06	Standard Quartz Cup	#6	10mm - 3/8"
T2QZ08	Standard Quartz Cup	#8	12mm - 1/2"
T2QZ10	Standard Quartz Cup	#10	15mm - 5/8"

C Collet Body

Part Number	Description	Bore Size
T2CB10	Collet Body	1.0mm - 0.04"
T2CB16	Collet Body	1.6mm - 1/16"
T2CB20	Collet Body	2.0mm - 5/64"
T2CB24	Collet Body	2.4mm - 3/32"
T2CB32	Collet Body	3.2mm - 1/8"
T2CB40	Collet Body	4.0mm - 5/32"

D Gas Lens Collet Body

Part Number	Description	Bore Size
T2GL10	Gas Lens Collet Body	1.0mm - 0.04"
T2GL16	Gas Lens Collet Body	1.6mm - 1/16"
T2GL20	Gas Lens Collet Body	2.0mm - 5/64"
T2GL24	Gas Lens Collet Body	2.4mm - 3/32"
T2GL32	Gas Lens Collet Body	3.2mm - 1/8"
T2GL40	Gas Lens Collet Body	4.0mm - 5/32"

To set-up your Arc Tig Torch please add the relevant starter kit.

Please refer to Page 50.

High Performance Ceramics Available


Withstands extreme temperatures up to 1950°C without any risk of cracking or burning.
Please refer to Page 45

HIGH PERFORMANCE SERIES



MAKE WORK
LIFE EASIER

For alternative switch modules please refer to Page 26



Super Series set-up
Perfect for exotic metals
Stainless Steel, Inconel,
Chromoly & Titanium
Please refer to Page 59

Spare Parts

Part Number	Description	Part Number	Description
1	T2GS Head Gasket	19	ATSLH26-S Cable Support Large
2	T2SN Heat Zone Isolator	20	ATSLH26-H Surelok™ Housing Large
2a	T2QZSN20 Quartz Heat Zone Isolator	21	ATSLH1820-S Surelok™ Housing Support
2b	QZR-D20 Special Seal Ring	22	AT45V07OB-QWF# Water Feed Hose x 12.5ft O/B Rubber
3	AT4501 T3W/T4W Torch Body Liquid-Cooled		AT45V08OB-QWF# Water Feed Hose x 25ft O/B Rubber
3a	AT4501F T3WFX/T4WFX Flexible Torch Body	23	ATN45V09OB-QGS# Gas Supply Hose x 12.5ft O/B Rubber
4	T2LBC Long Back Cap		ATN45V10OB-QGS# Gas Supply Hose x 25ft O/B Rubber
5	T2MBC Medium Back Cap	24	AT3520-4M-OB Power Cable x 12.5ft Surelok™ O/B Rubber
6	T2SBC Short Back Cap		AT3520-8M-OB Power Cable x 25ft Surelok™ O/B Rubber
7	AM15400022 Water Hose Clamp 9.5mm	25	ATSL3550 Surelok™ Body & Support
8	AM15400020 Gas Hose Clamp 8.7mm	26	ATNSLOB-1-QWR# Water Return Hose O/B
9	ATERH100 Arc Handle Kit	27	AT-SP Spanner
*10	ATER1MS Momentary Switch Kit		
11	ATERSP1 Screw Pack		
12	ATHS22MM-130 Heat Shrink Tube		
13	ATERSWL4 Trigger Lead 12.5ft		
	ATERSWL8 Trigger Lead 25ft		
14	ATERKJ200 Knuckle Joint		
15	ATERLC200-08 Leather Cover x 0.8mt		
16	ATERJK200 Joint Repair Kit		
17	ATERNCL-32 Neoprene Cover Assembly x 3.2m/10.5ft		
	ATERNCL-72 Neoprene Cover Assembly x 7.2m/23.7ft		
18	ATERCO200-40 Sheath x 12.5ft Inc Leather Cover		
	ATERCO200-80 Sheath x 25ft Inc Leather Cover		

Water feed and gas supply hoses are specified by utilizing the part number and a termination suffix from the water feed and gas supply hose table on Page 24.

Example: AT45V07OB-QWF1

Water Feed Hose Rapid Fit x 12.5ft c/w 8.9mm Quick Fit

Example: ATN45V07OB-QGS4

Gas Supply Hose Rapid Fit x 12.5ft c/w 8.9mm Quick Fit

T4W / T4WFX Liquid-Cooled Tig Welding Torch

Ratings:	12.5ft : 450A DC, 315A AC @100% duty cycle. 1.6 to 4.8mm Electrode 25ft : 450A DC, 315A AC @60% duty cycle. 1.6 to 4.8mm Electrode
----------	---

An all-day high performance Tig torch suitable for Industrial level AC processes.

ARC T HIGH PERFORMANCE TIG TORCH PACKAGES

Arc water cooled Tig Torches are supplied with a momentary switch and Surelok™ 35-50mm Dinse style termination, 3/8" BSP gas fitting (QGS1), 8.9mm quick fit nipples on water feed (QF1) & water return (QWR1). Blank switch plug, as standard.

For alternate gas & water fittings (page 20), switch options (page 22), switch plugs (page 23)

For any other alternate torch terminations refer to complete torch

Configurators on pages 24-30.

Included on the torch is 3/8" BSP on gas & 8.9mm quick fit nipples on water feed & return.

See page 24 for alternative fittings



Switch plug **not** included see page 27

12.5ft T4W-S1-4M-SL-QWF1-QWR1-QGS1 T4WFX-S1-4M-SL-QWF1-QWR1-QGS1	25ft T4W-S1-8M-SL-QWF1-QWR1-QGS1 T4WFX-S1-8M-SL-QWF1-QWR1-QGS1
---	---



Wear Parts

A Standard Ceramic Cups

Part Number	Description	Nozzle	Bore Size
T2CC04	Ceramic Cup	#4	6mm - 1/4"
T2CC05	Ceramic Cup	#5	8mm - 5/16"
T2CC06	Ceramic Cup	#6	10mm - 3/8"
T2CC07	Ceramic Cup	#7	11mm - 7/16"
T2CC08	Ceramic Cup	#8	12.5mm - 1/2"
T2CC10	Ceramic Cup	#10	16mm - 5/8"

B Standard Quartz Cups

Part Number	Description	Nozzle	Bore Size
T2QZ06	Standard Quartz Cup	#6	10mm - 3/8"
T2QZ08	Standard Quartz Cup	#8	12mm - 1/2"
T2QZ10	Standard Quartz Cup	#10	15mm - 5/8"

C Collet Body

Part Number	Description	Bore Size
T2CB16	Collet Body	1.6mm - 1/16"
T2CB20	Collet Body	2.0mm - 5/64"
T2CB24	Collet Body	2.4mm - 3/32"
T2CB32	Collet Body	3.2mm - 1/8"
T2CB40	Collet Body	4.0mm - 5/32"
T2CB48	Collet Body	4.8mm - 3/16"

D Gas Lens Collet Body

Part Number	Description	Bore Size
T2GL16	Gas Lens Collet Body	1.6mm - 1/16"
T2GL20	Gas Lens Collet Body	2.0mm - 5/64"
T2GL24	Gas Lens Collet Body	2.4mm - 3/32"
T2GL32	Gas Lens Collet Body	3.2mm - 1/8"
T2GL40	Gas Lens Collet Body	4.0mm - 5/32"
T2GL48	Gas Lens Collet Body	4.8mm - 3/16"

To set-up your Arc Tig Torch please add the relevant starter kit.

Please refer to Page 50.

High Performance Ceramics Available

Withstands extreme temperatures up to 1950°C without any risk of cracking or burning.

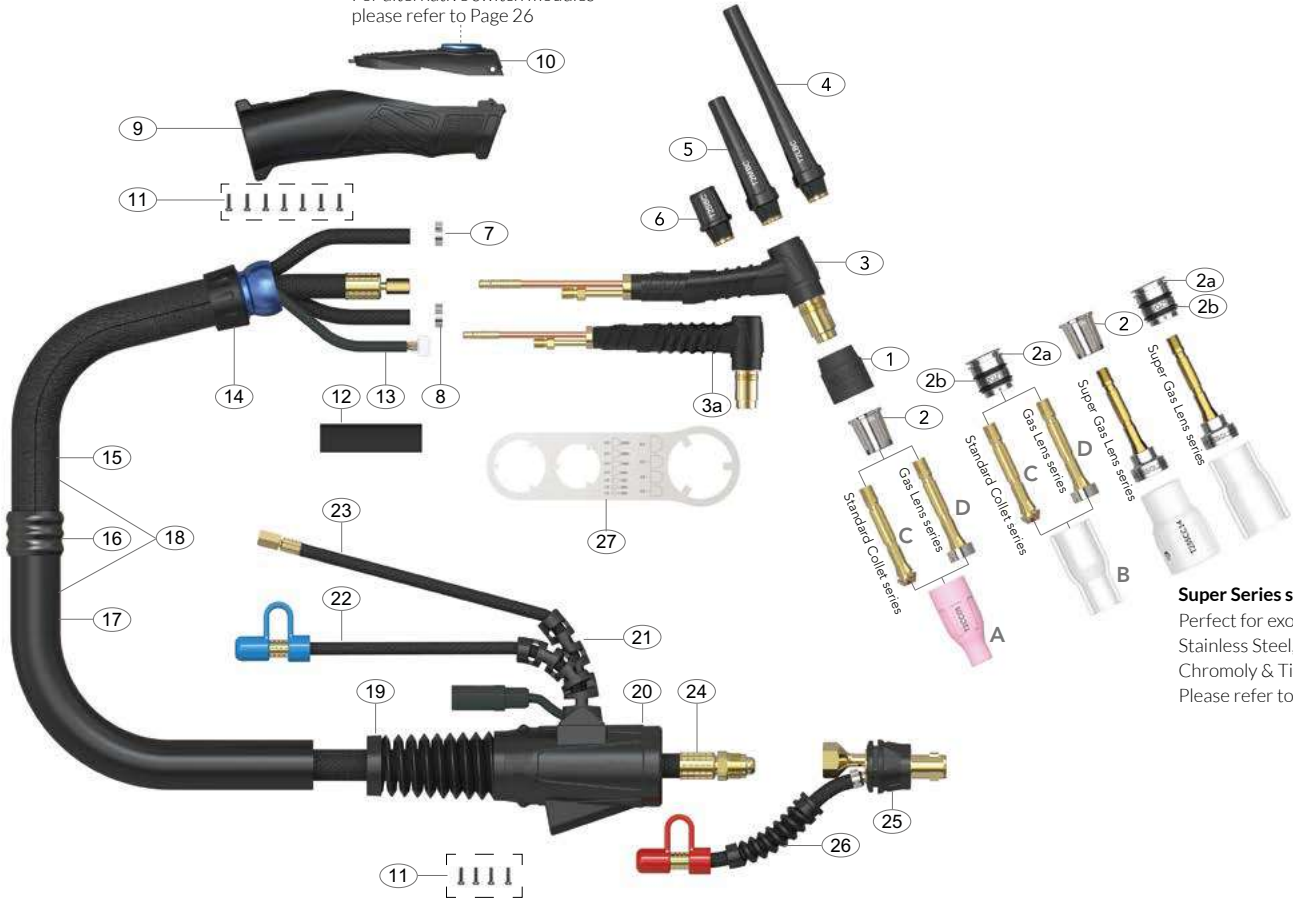
Please refer to Page 45

HIGH PERFORMANCE SERIES



MAKE WORK
LIFE EASIER

For alternative switch modules please refer to Page 26



Super Series set-up
Perfect for exotic metals
Stainless Steel, Inconel,
Chromoly & Titanium
Please refer to Page 58

Spare Parts

Part Number	Description
1	T2GS Head Gasket
2	T2SN Heat Zone Isolator
2a	T2QZSN20 Quartz Heat Zone Isolator
2b	QZR-D20 Special Seal Ring
3	AT4501 T3W/T4W Torch Body Liquid-Cooled
3a	AT4501F T3WFX/T4WFX Flexible Torch Body
4	T2LBC Long Back Cap
5	T2MBC Medium Back Cap
6	T2SBC Short Back Cap
7	AM15400022 Water Hose Clamp 9.5mm
8	AM15400020 Gas Hose Clamp 8.7mm
9	ATERH200 Arc Handle Kit
10	ATER1MS Momentary Switch Kit
11	ATERSP1 Screw Pack
12	ATHS22MM-130 Heat Shrink Tube
13	ATERSWL4 Trigger Lead 12.5ft ATERSWL8 Trigger Lead 25ft
14	ATERKJ200 Knuckle Joint
15	ATERLC200-08 Leather Cover x 0.8mt
16	ATERJK200 Joint Repair Kit
17	ATERNCL-32 Neoprene Cover Assembly x 3.2m/10.5ft ATERNCL-72 Neoprene Cover Assembly x 7.2m/23.7ft
18	ATERCO200-40 Sheath x 12.5ft Inc Leather Cover ATERCO200-80 Sheath x 25ft Inc Leather Cover

Part Number	Description
19	ATSLH26-S Cable Support Large
20	ATSLH26-H Surelok™ Housing Large
21	ATSLH1820-S Surelok™ Housing Support
22	AT45V07OB-QWF# Water Feed Hose x 12.5ft O/B Rubber AT45V08OB-QWF# Water Feed Hose x 25ft O/B Rubber
23	ATN45V09OB-QGS# Gas Supply Hose x 12.5ft O/B Rubber ATN45V10OB-QGS# Gas Supply Hose x 25ft O/B Rubber
24	AT4520-4M-OB Power Cable x 12.5ft Surelok™ O/B Rubber AT4520-8M-OB Power Cable x 25ft Surelok™ O/B Rubber
25	ATSL3550 Surelok™ Body & Support
26	ATNSLOB-1-QWR# Water Return Hose O/B
27	AT-SP Spanner

Water feed and gas supply hoses are specified by utilizing the part number and a termination suffix from the water feed and gas supply hose table on Page 24.

Example: AT45V07OB-QWF1

Water Feed Hose Rapid Fit x 12.5ft c/w 8.9mm Quick Fit

Example: ATN45V07OB-QGS4

Gas Supply Hose Rapid Fit x 12.5ft c/w 8.9mm Quick Fit

T5W / T5WFX Liquid-Cooled Tig Welding Torch

Ratings:	12.5ft : 550A DC, 385A AC @100% duty cycle. 1.6 to 6.4mm Electrode 25ft : 550A DC, 385A AC @60% duty cycle. 1.6 to 6.4mm Electrode
----------	---

The World's most powerful Tig torch for the most demanding performance applications.

ARC T HIGH PERFORMANCE TIG TORCH PACKAGES

Arc water cooled Tig Torches are supplied with a momentary switch and Surelok™ 35-50mm Dinse style termination, 3/8" BSP gas fitting (QGS1), 8.9mm quick fit nipples on water feed (QF1) & water return (QWR1). Blank switch plug, as standard.

For alternate gas & water fittings (page 24), switch options (page 26), switch plugs (page 27)

For any other alternate torch terminations refer to complete torch

Configurators on pages 28-34.

Included on the torch is 3/8" BSP on gas & 8.9mm quick fit nipples on water feed & return.
See page 24 for alternative fittings



Switch plug **not** included see page 27



T5W Video



12.5ft

T5W-S1-4M-SL-QWF1-QWR1-QGS1
T5WFX-S1-4M-SL-QWF1-QWR1-QGS1

25ft

T5W-S1-8M-SL-QWF1-QWR1-QGS1
T5WFX-S1-8M-SL-QWF1-QWR1-QGS1

Wear Parts

A Standard Ceramic Cups

Part Number	Description	Nozzle	Bore Size
T3CC04	Ceramic Cup	#4	6mm - 1/4"
T3CC05	Ceramic Cup	#5	8mm - 5/16"
T3CC06	Ceramic Cup	#6	10mm - 3/8"
T3CC07	Ceramic Cup	#7	11mm - 7/16"
T3CC08	Ceramic Cup	#8	12.5mm - 1/2"
T3CC10	Ceramic Cup	#10	16mm - 5/8"
T3CC12	Ceramic Cup	#12	19mm - 3/4"

B Large Gas Lens Ceramic Cups

Part Number	Description	Nozzle	Bore Size
T5LGLCC08	Large Gas Lens Ceramic Cup	#8	12.5mm - 1/2"
T5LGLCC10	Large Gas Lens Ceramic Cup	#10	16mm - 5/8"
T5LGLCC12	Large Gas Lens Ceramic Cup	#12	19mm - 3/4"
T5LGLCC14	Large Gas Lens Ceramic Cup	#14	24mm - 15/16"

C Collet Body

Part Number	Description	Bore Size
T3CB16	Collet Body	1.6mm - 1/16"
T3CB20	Collet Body	2.0mm - 5/64"
T3CB24	Collet Body	2.4mm - 3/32"
T3CB32	Collet Body	3.2mm - 1/8"
T3CB40	Collet Body	4.0mm - 5/32"
T3CB48	Collet Body	4.8mm - 3/16"
T3CB64	Collet Body	6.4mm - 1/4"

D Standard Quartz Cups

Part Number	Description	Nozzle	Bore Size
T3QZ06	Standard Quartz Cup	#6	10mm - 3/8"
T3QZ08	Standard Quartz Cup	#8	12mm - 1/2"
T3QZ10	Standard Quartz Cup	#10	15mm - 5/8"
T3QZ12	Standard Quartz Cup	#12	20mm - 3/4"

E Gas Lens Collet Body

Part Number	Description	Bore Size
T3GL16	Gas Lens Collet Body	1.6mm - 1/16"
T3GL20	Gas Lens Collet Body	2.0mm - 5/64"
T3GL24	Gas Lens Collet Body	2.4mm - 3/32"
T3GL32	Gas Lens Collet Body	3.2mm - 1/8"
T3GL40	Gas Lens Collet Body	4.0mm - 5/32"
T3GL48	Gas Lens Collet Body	4.8mm - 3/16"
T3GL64	Gas Lens Collet Body	6.4mm - 1/4"

F Large Gas Lens Collet Body

Part Number	Description	Bore Size
T5LGL16	Large Gas Lens Collet Body	1.6mm - 1/16"
T5LGL20	Large Gas Lens Collet Body	2.0mm - 5/64"
T5LGL24	Large Gas Lens Collet Body	2.4mm - 3/32"
T5LGL32	Large Gas Lens Collet Body	3.2mm - 1/8"
T5LGL40	Large Gas Lens Collet Body	4.0mm - 5/32"
T5LGL48	Large Gas Lens Collet Body	4.8mm - 3/16"
T5LGL64	Large Gas Lens Collet Body	6.4mm - 1/4"

To set-up your Arc Tig Torch please add the relevant starter kit.

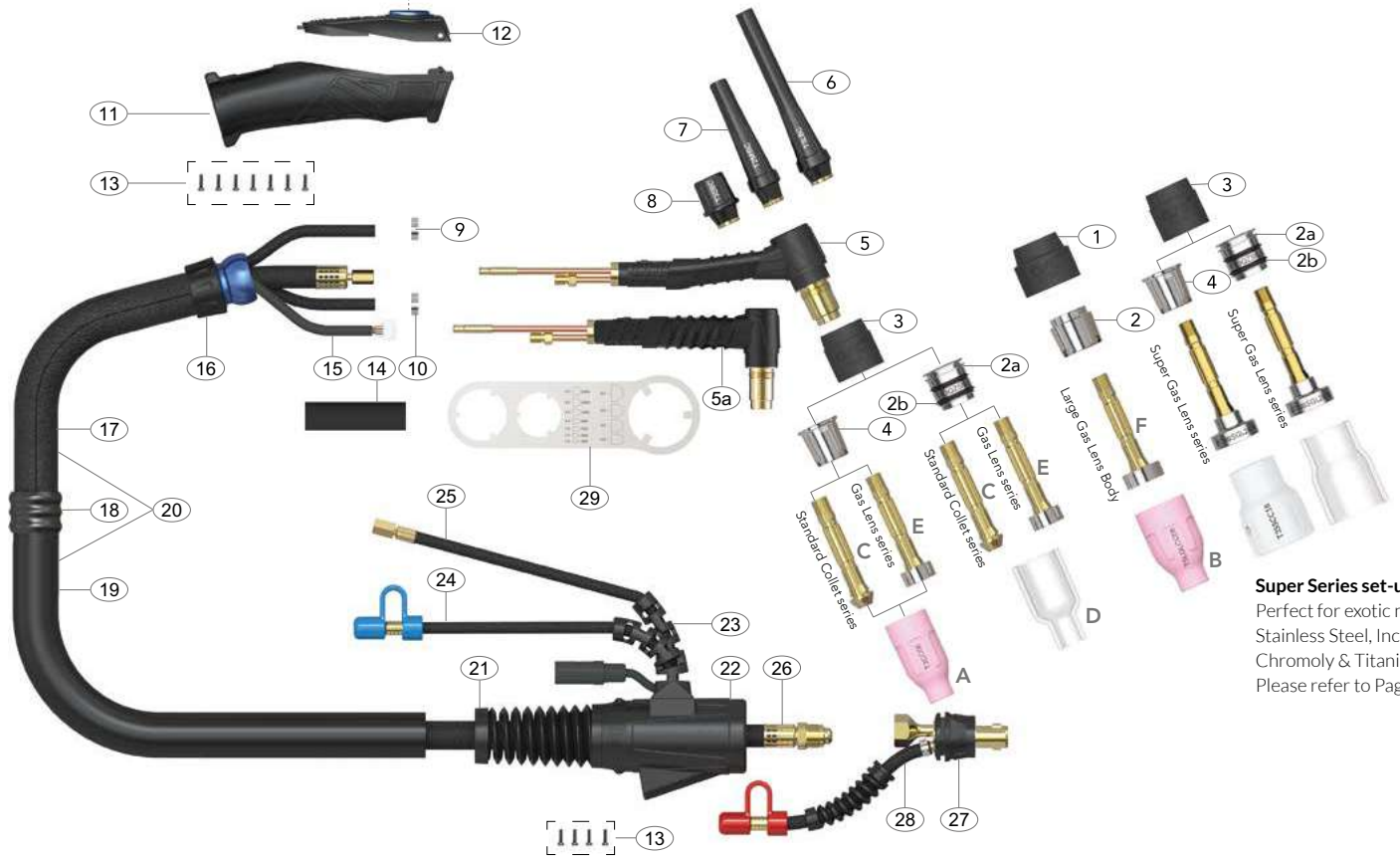
Please refer to Page 50.

HIGH PERFORMANCE SERIES



MAKE WORK
LIFE EASIER

For alternative switch modules please refer to Page 26



Super Series set-up
Perfect for exotic metals
Stainless Steel, Inconel,
Chromoly & Titanium
Please refer to Page 59

Spare Parts

Part Number	Description
1	T3LGS Large Head Gasket
2	T3LSN Large Heat Zone Isolator
2a	T3QZSN23 Quartz Heat Zone Isolator
2b	QZR-D23 Special Seal Ring
3	T3GS Head Gasket
4	T3SN Heat Zone Isolator
5	AT5501 T5W Torch Body Liquid-Cooled
5a	AT5501F T5WFX Flexible Torch Body
6	T3LBC Long Back Cap
7	T3MBC Medium Back Cap
8	T3SBC Short Back Cap
9	AM15400022 Water Hose Clamp 9.5mm
10	AM15400020 Gas Hose Clamp 8.7mm
11	ATERH200 Arc Handle Kit
*12	ATER1MS Momentary Switch Kit
13	ATERSP1 Screw Pack
14	ATHS22MM-130 Heat Shrink Tube
15	ATERSWL4 Trigger Lead 12.5ft
	ATERSWL8 Trigger Lead 25ft
16	ATERKJ200 Knuckle Joint
17	ATERLC200-08 Leather Cover x 0.8mt
18	ATERJK200 Joint Repair Kit
19	ATERNCL-32 Neoprene Cover Assembly x 3.2m/10.5ft
	ATERNCL-72 Neoprene Cover Assembly x 7.2m/23.7ft
20	ATERCO200-40 Sheath x 12.5ft Inc Leather Cover
	ATERCO200-80 Sheath x 25ft Inc Leather Cover

Part Number	Description
21	ATSLH26-S Cable Support Large
22	ATSLH26-H Surelok™ Housing Large
23	ATSLH1820-S Surelok™ Housing Support
24	AT45V070B-QWF# Water Feed Hose x 12.5ft O/B Rubber
	AT45V080B-QWF# Water Feed Hose x 25ft O/B Rubber
25	ATN45V090B-QGS# Gas Supply Hose x 12.5ft O/B Rubber
	ATN45V100B-QGS# Gas Supply Hose x 25ft O/B Rubber
26	AT5520-4M-OB Power Cable x 12.5ft Surelok™ O/B Rubber
	AT5520-8M-OB Power Cable x 25ft Surelok™ O/B Rubber
27	ATSL3550 Surelok™ Body & Support
28	ATNSLOB-1-QWR# Water Return Hose O/B
29	AT-SP Spanner

Water feed and gas supply hoses are specified by utilizing the part number and a termination suffix from the water feed and gas supply hose table on Page 24.

Example: AT45V070B-QWF1

Water Feed Hose Rapid Fit x 12.5ft c/w 8.9mm Quick Fit

Example: ATN45V070B-QGS4

Gas Supply Hose Rapid Fit x 12.5ft c/w 8.9mm Quick Fit

High Performance Ceramics Available

Withstands extreme temperatures up to 1950°C without any risk of cracking or burning.
Please refer to Page 45

New T5WA Auto Liquid-Cooled Tig Welding Torch

Ratings:	12.5ft : 550A DC, 385A AC @100% duty cycle. 1.6 to 6.4mm Electrode 25ft : 450A DC, 315A AC @100% duty cycle. 1.6 to 6.4mm Electrode
----------	--

A High Performance Automatic/Cobotic Tig Torch for consistent, high weld quality in the most demanding applications.

ARC T HIGH PERFORMANCE TIG TORCH PACKAGES

Arc water cooled Tig Torches are supplied with a momentary switch and Surelok™ 35-50mm Dinse style termination, 3/8" BSP gas fitting (QGS1), 8.9mm quick fit nipples on water feed (QF1) & water return (QWR1). Blank switch plug, as standard.

For alternate gas & water fittings (page 24), switch options (page 26), switch plugs (page 27)

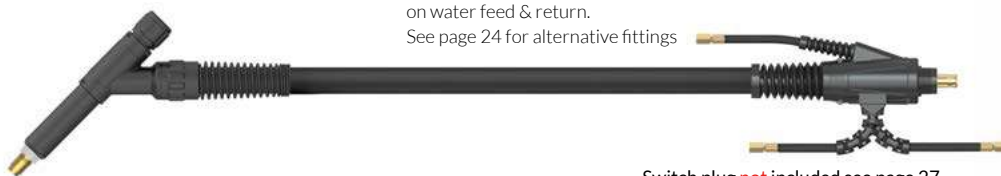
For any other alternate torch terminations refer to complete torch

Configurators on pages 35-38.

Included on the torch is 3/8" BSP on gas & 8.9mm quick fit nipples on water feed & return.
See page 24 for alternative fittings



Handle Dimension



Switch plug **not** included see page 27

12.5ft T5WA-4M-SL-QWF1-QWR1-QGS1	25ft T5WA-8M-SL-QWF1-QWR1-QGS1
---	---

Wear Parts

A Standard Ceramic Cups

Part Number	Description	Nozzle	Bore Size
T3CC04	Ceramic Cup	#4	6mm - 1/4"
T3CC05	Ceramic Cup	#5	8mm - 5/16"
T3CC06	Ceramic Cup	#6	10mm - 3/8"
T3CC07	Ceramic Cup	#7	11mm - 7/16"
T3CC08	Ceramic Cup	#8	12.5mm - 1/2"
T3CC10	Ceramic Cup	#10	16mm - 5/8"
T3CC12	Ceramic Cup	#12	19mm - 3/4"

B Large Gas Lens Ceramic Cups

Part Number	Description	Nozzle	Bore Size
T5LGLCC08	Large Gas Lens Ceramic Cup	#8	12.5mm - 1/2"
T5LGLCC10	Large Gas Lens Ceramic Cup	#10	16mm - 5/8"
T5LGLCC12	Large Gas Lens Ceramic Cup	#12	19mm - 3/4"
T5LGLCC14	Large Gas Lens Ceramic Cup	#14	24mm - 15/16"

C Collet Body

Part Number	Description	Bore Size
T3CB16	Collet Body	1.6mm - 1/16"
T3CB20	Collet Body	2.0mm - 5/64"
T3CB24	Collet Body	2.4mm - 3/32"
T3CB32	Collet Body	3.2mm - 1/8"
T3CB40	Collet Body	4.0mm - 5/32"
T3CB48	Collet Body	4.8mm - 3/16"
T3CB64	Collet Body	6.4mm - 1/4"

D Standard Quartz Cups

Part Number	Description	Nozzle	Bore Size
T3QZ06	Standard Quartz Cup	#6	10mm - 3/8"
T3QZ08	Standard Quartz Cup	#8	12mm - 1/2"
T3QZ10	Standard Quartz Cup	#10	15mm - 5/8"
T3QZ12	Standard Quartz Cup	#12	20mm - 3/4"

E Gas Lens Collet Body

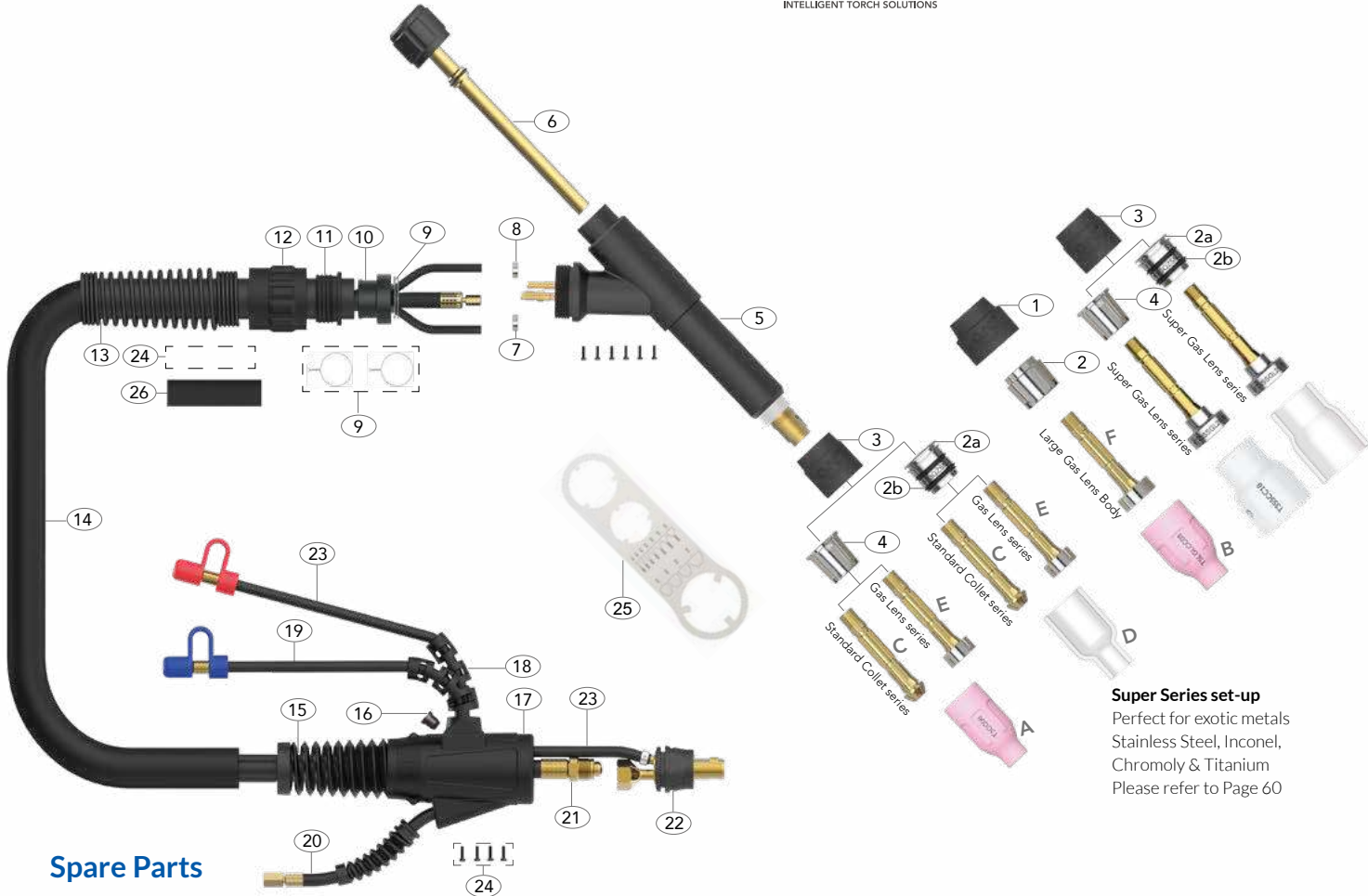
Part Number	Description	Bore Size
T3GL16	Gas Lens Collet Body	1.6mm - 1/16"
T3GL20	Gas Lens Collet Body	2.0mm - 5/64"
T3GL24	Gas Lens Collet Body	2.4mm - 3/32"
T3GL32	Gas Lens Collet Body	3.2mm - 1/8"
T3GL40	Gas Lens Collet Body	4.0mm - 5/32"
T3GL48	Gas Lens Collet Body	4.8mm - 3/16"
T3GL64	Gas Lens Collet Body	6.4mm - 1/4"

F Large Gas Lens Collet Body

Part Number	Description	Bore Size
T5LGL16	Large Gas Lens Collet Body	1.6mm - 1/16"
T5LGL20	Large Gas Lens Collet Body	2.0mm - 5/64"
T5LGL24	Large Gas Lens Collet Body	2.4mm - 3/32"
T5LGL32	Large Gas Lens Collet Body	3.2mm - 1/8"
T5LGL40	Large Gas Lens Collet Body	4.0mm - 5/32"
T5LGL48	Large Gas Lens Collet Body	4.8mm - 3/16"
T5LGL64	Large Gas Lens Collet Body	6.4mm - 1/4"

To set-up your Arc Tig Torch please add the relevant starter kit.

Please refer to Page 50.



Super Series set-up
Perfect for exotic metals
Stainless Steel, Inconel,
Chromoly & Titanium
Please refer to Page 60

Spare Parts

Part Number	Description
1	T3LGS Large Head Gasket
2	T3LSN Large Heat Zone Isolator
2a	T3QZSN23 Quartz Heat Zone Isolator
2b	QZR-D23 Special Seal Ring
3	T3GS Head Gasket
4	T3SN Heat Zone Isolator
5	T5WA T5W Auto Liquid-Cooled Torch Body
6	T5WABC T5W Auto Torch Back Cap
7	AM15400022 Water Hose Clamp 9.5mm
8	AM15400020 Gas Hose Clamp 8.0mm
9	ATWA9115F Wire Clamp
10	AMB8010 Canvas Cover Retainer
11	AMB8110A_L Auto Handle Insert
12	AMB8030A Auto Handle Lock Nut
13	AMB8017A Auto Handle Spring
14	AT200-40 Neoprene Sheath x 12.5ft AT200-80 Neoprene Sheath x 25ft
15	ATSLH26-S Cable Support Large
16	ATSLH26-SW Silicone Rubber Stopper
17	ATSLH26-H Surelok™ Housing Large
18	ATSLH1820-S Surelok™ Housing Support
19	ATPAP45V07OB-QWF# Water Feed Hose x 12.5ft O/B Rubber ATPAP45V08OB-QWF# Water Feed Hose x 25ft O/B Rubber

Part Number	Description
20	ATPAUN45V09OB-QGS# Gas Supply Hose x 12.5ft O/B Rubber ATPAUN45V10OB-QGS# Gas Supply Hose x 25ft O/B Rubber
21	AT5520-4M-OB Cable x 12.5ft Surelok™ O/B Rubber Power AT5520-8M-OB Cable x 25ft Surelok™ O/B Rubber Power
22	ATSL3550 Surelok™ Body & Support
23	ATNSLOB-1-QWR# Water Return Hose O/B
24	ATERSP1 Screw Pack
25	AT-SP Spanner
26	ATHS22MM-130 Heat Shrink Tube

Water feed and gas supply hoses are specified by utilizing the part number and a termination suffix from the water feed and gas supply hose table on Page 34.

Example: ATPAP45V07OB-QWF1

Water Feed Hose Rapid Fit x 12.5ft c/w 8.9mm Quick Fit

Example: ATPAUN45V09OB-QGS4

Gas Supply Hose Rapid Fit x 12.5ft c/w 8.9mm Quick Fit

High Performance Ceramics Available

Withstands extreme temperatures up to 1950°C without any risk of cracking or burning.
Please refer to Page 45

ARC T RAPID FIT CONNECTION SYSTEM

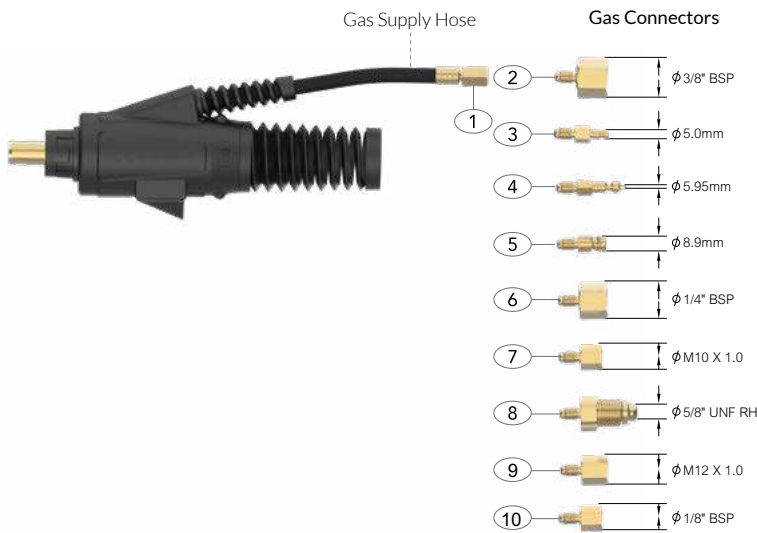


MAKE WORK
LIFE EASIER

A new flexible system of quickly changing Gas and Liquid supply hoses at Point of Sale.

- Removes the necessity to cut and re-crimp terminations
- All terminations interchange on a common hose connector
- All terminations can be removed and recoupled with a standard spanner and Allen key

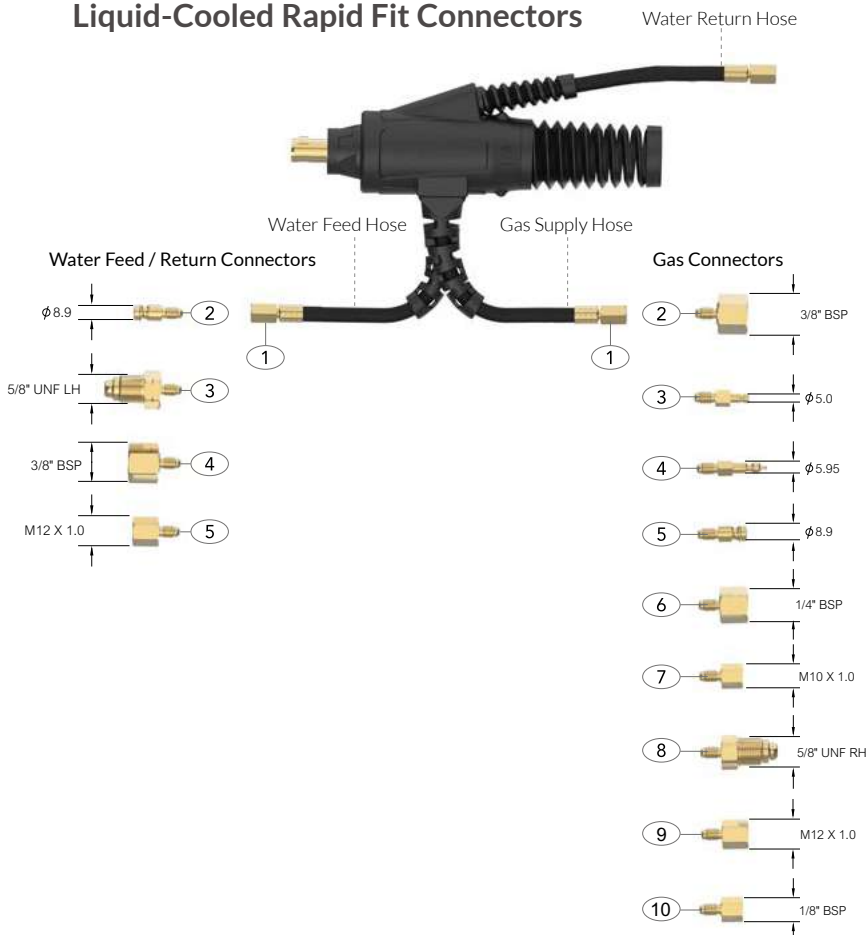
Air-Cooled Rapid Fit Connectors



Gas Supply Hose - Rapid Fit

Part No.	Description
1 QGS0	Open
2 QGS1	Gas Supply Hose c/w 3/8" BSP
3 QGS2	Gas Supply Hose c/w 5.0mm Quick Fit
4 QGS3	Gas Supply Hose c/w 5.95mm Quick Fit
5 QGS4	Gas Supply Hose c/w 8.9mm Quick Fit
6 QGS5	Gas Supply Hose c/w 1/4" BSP
7 QGS6	Gas Supply Hose c/w M10 x 1.0
8 QGS7	Gas Supply Hose c/w 5/8" UNF RH
9 QGS8	Gas Supply Hose c/w M12 x 1.0
10 QGS9	Gas Supply Hose c/w 1/8" BSP

Liquid-Cooled Rapid Fit Connectors



Water Feed Hose - Rapid Fit

Part No.	Description
1 QWF0	Open
2 QWF1	Water Feed Hose c/w 8.9mm Quick Fit
3 QWF2	Water Feed Hose c/w 5/8" UNF LH
4 QWF3	Water Feed Hose c/w 3/8" BSP
5 QWF4	Water Feed Hose c/w M12 x 1.0

Water Return Hose - Rapid Fit

Part No.	Description
1 QWR0	Open
2 QWR1	Water Return Hose c/w 8.9mm Quick Fit
3 QWR2	Water Return Hose c/w 5/8" UNF LH
4 QWR3	Water Return Hose c/w 3/8" BSP
5 QWR4	Water Return Hose c/w M12 x 1.0

Gas Supply Hose - Rapid Fit

Part No.	Description
1 QGS0	Open
2 QGS1	Gas Supply Hose c/w 3/8" BSP
3 QGS2	Gas Supply Hose c/w 5.0mm Quick Fit
4 QGS3	Gas Supply Hose c/w 5.95mm Quick Fit
5 QGS4	Gas Supply Hose c/w 8.9mm Quick Fit
6 QGS5	Gas Supply Hose c/w 1/4" BSP
7 QGS6	Gas Supply Hose c/w M10 x 1.0
8 QGS7	Gas Supply Hose c/w 5/8" UNF RH
9 QGS8	Gas Supply Hose c/w M12 x 1.0
10 QGS9	Gas Supply Hose c/w 1/8" BSP

Gas Supply Hose - Rapid Fit

Part No.	Description	Surelok Air-Cooled	Surelok Liquid-Cooled	Surelok GT Air-Cooled	Surelok GT Liquid-Cooled	Surelok QD Air-Cooled	Surelok QD Liquid-Cooled	Surelok QD 5 Liquid-Cooled
1 QGS0	Open	●	●	○	○	○	●	○
2 QGS1	Gas Supply Hose c/w 3/8" BSP	●	●	○	○	○	●	○
3 QGS2	Gas Supply Hose c/w 5.0mm Quick Fit	●	●	○	○	○	●	○
4 QGS3	Gas Supply Hose c/w 5.95mm Quick Fit	●	●	○	○	○	●	○
5 QGS4	Gas Supply Hose c/w 8.9mm Quick Fit	●	●	○	○	○	●	○
6 QGS5	Gas Supply Hose c/w 1/4" BSP	●	●	○	○	○	●	○
7 QGS6	Gas Supply Hose c/w M10 x 1.0	●	●	○	○	○	●	○
8 QGS7	Gas Supply Hose c/w 5/8" UNF RH	●	●	○	○	○	●	○
9 QGS8	Gas Supply Hose c/w M12 x 1.0	●	●	○	○	○	●	○
10 QGS9	Gas Supply Hose c/w 1/8" BSP	●	●	○	○	○	●	○

Water Feed Hose - Rapid Fit

Part No.	Description	Surelok Air-Cooled	Surelok Liquid-Cooled	Surelok GT Air-Cooled	Surelok GT Liquid-Cooled	Surelok QD Air-Cooled	Surelok QD Liquid-Cooled	Surelok QD 5 Liquid-Cooled
1 QWF0	Open	○	●	○	●	○	●	●
2 QWF1	Water Feed Hose c/w 8.9mm Quick Fit	○	●	○	●	○	●	●
3 QWF2	Water Feed Hose c/w 5/8" UNF LH	○	●	○	●	○	●	●
4 QWF3	Water Feed Hose c/w 3/8" BSP	○	●	○	●	○	●	●
5 QWF4	Water Feed Hose c/w M12 x 1.0	○	●	○	●	○	●	●

Water Return - Rapid Fit

Part No.	Description	Surelok Air-Cooled	Surelok Liquid-Cooled	Surelok GT Air-Cooled	Surelok GT Liquid-Cooled	Surelok QD Air-Cooled	Surelok QD Liquid-Cooled	Surelok QD 5 Liquid-Cooled
1 QWR0	Open	○	●	○	●	○	○	●
2 QWR1	Water Return Hose c/w 8.9mm Quick Fit	○	●	○	●	○	○	●
3 QWR2	Water Return Hose c/w 5/8" UNF LH	○	●	○	●	○	○	●
4 QWR3	Water Return Hose c/w 3/8" BSP	○	●	○	●	○	○	●
5 QWR4	Water Return Hose c/w M12 x 1.0	○	●	○	●	○	○	●

● Denotes applicable model

Torch packages are supplied with a momentary switch as standard.

- All modules 'plug and play'
- All switch options interchange across the range
- All replacement switch kits include switch modules and housings.


Blank Canopy
Press and Release - No Pressing Involved With Blank Canopy



Standard Module
Press and Release - On/Off Switch



3 Button Momentary Module
Press and Release - On/Off Switch Program Setting Up/Down or Current Up/Down



Standard Switch and Potentiometer Module
Press and Release - On/Off for Welding Machines with Current Adjustment



Maintained Switch and Potentiometer Module
Press On / Press Off switch - 4T Switch and Potentiometer Adjustment



2 Button Rocker Module
Push and Release - On/Off Switch
Pull and Release - Optional Secondary Function (Rocks When Pressed)



4 Button Rocker Module
Push / Pull and Release - On/Off Switch / Secondary Function
Push / Pull and Release - Optional On/Off - Up/Down / Secondary Functionality. (Rocks When Pressed)



Digital Control Module
Module On/Off illumination
Real Time Digital Display of Parameters
Multi Function Switching Option
Job Number Recall / Amps / Slope Up/Down / Post Flow / Arc Frequency / Pulse Frequency / Wire Speed



Code	Part Number	Description
S0	ATERBS	Blank Kit

Code	Part Number	Description
S1	ATER1MS	Momentary Kit

Code	Part Number	Description
S3	ATER3MS	3 Button Momentary Kit

Code	Part Number	Description
1KH	ATER1MS-1H	Momentary Kit+1K Horizontal Pot
2KH	ATER1MS-5H	Momentary Kit+5K Horizontal Pot
3KH	ATER1MS-10H	Momentary Kit+10K Horizontal Pot
4KH	ATER1MS-25H	Momentary Kit+25K Horizontal Pot

Code	Part Number	Description
1TH	ATER1MT-1H	Maintained Kit+1K Horizontal Pot
2TH	ATER1MT-5H	Maintained Kit+5K Horizontal Pot
3TH	ATER1MT-10H	Maintained Kit+10K Horizontal Pot
4TH	ATER1MT-25H	Maintained Kit+25K Horizontal Pot

Code	Part Number	Description
RK2	ATRK2	2 Button Rocker Switch Kit

Code	Part Number	Description
RK4	ATRK4	4 Double Button Rocker Module

Code	Part Number	Description
DM3	ATDM3	Digital Control Module

*Digital signalling requires software systems integration in collaboration with equipment manufacturers.



Code	Part Number	Description
ATP0	ATERCPN	Blank

Code	Part Number	Description
ATP1	ATERCP11	7 Pin Uniarc Quick Fit

Code	Part Number	Description
ATP2	ATERCP9	5 Pin Tuchel Plug Quick Fit

Code	Part Number	Description
ATP3	ATXS12-J3P	3 Pin XS12 Series Plug Quick Fit

Code	Part Number	Description
ATP4	ATERCP6-5	5 Pin Amphenol Plug Quick Fit

Code	Part Number	Description
ATP5	ATERCP3	6 Pin Amphenol Plug Quick Fit

Code	Part Number	Description
ATP6	ATWS16J7TQ	7 Pin WS16 Series Plug Quick Fit

Code	Part Number	Description
ATP7	ATERCP4	14 Pin Amphenol Plug Quick Fit

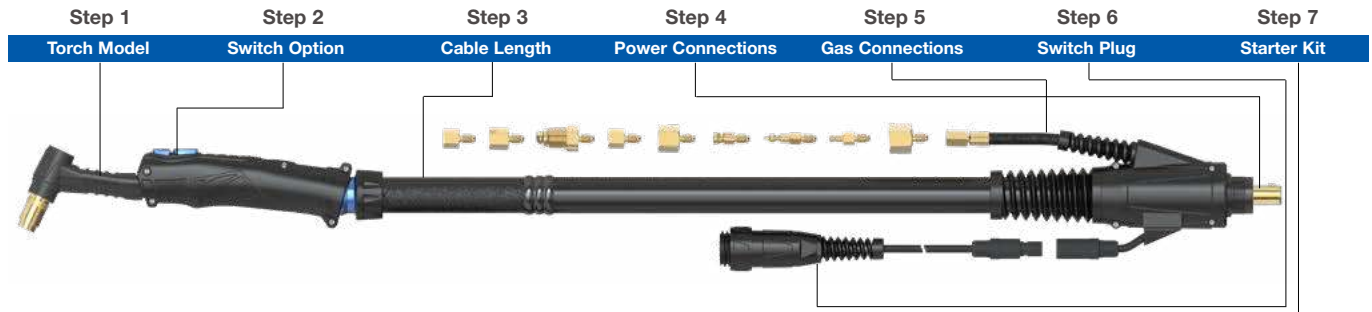
Code	Part Number	Description
ATP8	ATSP2110-P9	9 Pin SP21 Series Plug Quick Fit

Code	Part Number	Description
ATP9	ATWS16J5TQ	5 Pin WS16 Series Plug Quick Fit

Code	Part Number	Description
ATP10	ATERCP8	9 Pin Tuchel Plug Quick Fit

Code	Part Number	Description
ATP15	AT16S-1PZ	7 Pin Amphenol Plug Quick Fit

Surelok™ Air-Cooled Terminations



How to Order:

To order your Arc Tig Torch please follow the simple 7 stage process below:

1. Select the torch model
2. Select the switch option
3. Select the length of cable
4. Select the power connection
5. Select the rapid fit gas connection
6. Select the quick fit switch plug
7. Select the starter kit



Example:

T2-S1-4M-SL-QGS5-ATP1/SCB1


T2 Arc Tig Torch x 12.5ft with momentary switch, large Dinse Air-Cooled Surelok™ style 1/4" BSP Gas and 7 pin quick fit switch plug with small collet body starter kit 1.0mm-0.04".

Step 1		Step 2		Step 3		Step 4		Step 5		Step 6		Step 7	
Torch Model		Switch Option		Cable Length		Power Connections		Gas Connections		Switch Plug		Starter Kit	
Code	Description			Code	Description			Code	Description			Code	Description
Air-Cooled				4m	12.5ft Cable			ATP0	Blank			ATP1	7 Pin Uniarc Quick Fit
T1	140A DC			8m	25ft Cable			ATP2	5 Pin Tuchel Plug Quick Fit			ATP3	3 Pin XS12 Series Plug Quick Fit
T1FX	140A DC Flex					Power Connections		ATP4	5 Pin Amphenol Plug Quick Fit			ATP4	5 Pin Amphenol Plug Quick Fit
T2	190A DC					Code	Description	ATP5	6 Pin Amphenol Plug Quick Fit			ATP5	6 Pin Amphenol Plug Quick Fit
T2FX	180A DC Flex					SL1625	Small Dinse Surelok™ Style	ATP6	7 Pin WS16 Series Plug Quick Fit			ATP6	7 Pin WS16 Series Plug Quick Fit
T3	240A DC					SL	Large Dinse Surelok™ Style	ATP7	14 Pin Amphenol Plug Quick Fit			ATP7	14 Pin Amphenol Plug Quick Fit
T3FX	220A DC Flex							ATP8	9 Pin SP21 Series Plug Quick Fit			ATP8	9 Pin SP21 Series Plug Quick Fit
								ATP9	5 Pin WS16 Series Plug Quick Fit			ATP9	5 Pin WS16 Series Plug Quick Fit
Code	Description					# Gas Supply Hose - Rapid Fit		ATP10	9 Pin Tuchel Plug Quick Fit			ATP10	9 Pin Tuchel Plug Quick Fit
S0	Blank Kit					Code	Description	ATP15	7 Pin Amphenol Plug Quick Fit			ATP15	7 Pin Amphenol Plug Quick Fit
S1	Momentary Kit					QGS0	Open						
S3	3 Button Momentary Kit					QGS1	Gas Supply Hose c/w 3/8" BSP						
1KH	1 Button Momentary+1k Pot					QGS2	Gas Supply Hose c/w 5.0mm Quick Fit						
2KH	1 Button Momentary+5k Pot					QGS3	Gas Supply Hose c/w 5.95mm Quick Fit						
3KH	1 Button Momentary+10k Pot					QGS4	Gas Supply Hose c/w 8.9mm Quick Fit						
4KH	1 Button Momentary+25k Pot					QGS5	Gas Supply Hose c/w 1/4" BSP						
1TH	Maintained Switch+1k Pot					QGS6	Gas Supply Hose c/w M10 x 1.0						
2TH	Maintained Switch+5k Pot					QGS7	Gas Supply Hose c/w 5/8" UNF RH						
3TH	Maintained Switch+10k Pot					QGS8	Gas Supply Hose c/w M12 x 1.0						
4TH	Maintained Switch+25k Pot					QGS9	Gas Supply Hose c/w 1/8" BSP						
RK2	2 Button Rocker Switch Kit												
RK4	4 Button Rocker Switch Kit												
*DM3	Digital Control Module												

*Requires digital software systems integration

Please refer to Page 50 for starter kits

Surelok™ Liquid-Cooled Terminations



How to Order:

To order your Arc Tig Torch please follow the simple 9 stage process below:

1. Select the torch model
2. Select the switch option
3. Select the length of cable
4. Select the power connection
5. Select the rapid fit water feed connection
6. Select the rapid fit water return connection
7. Select the rapid fit gas connection
8. Select the quick fit switch plug
9. Select the starter kit

Example:

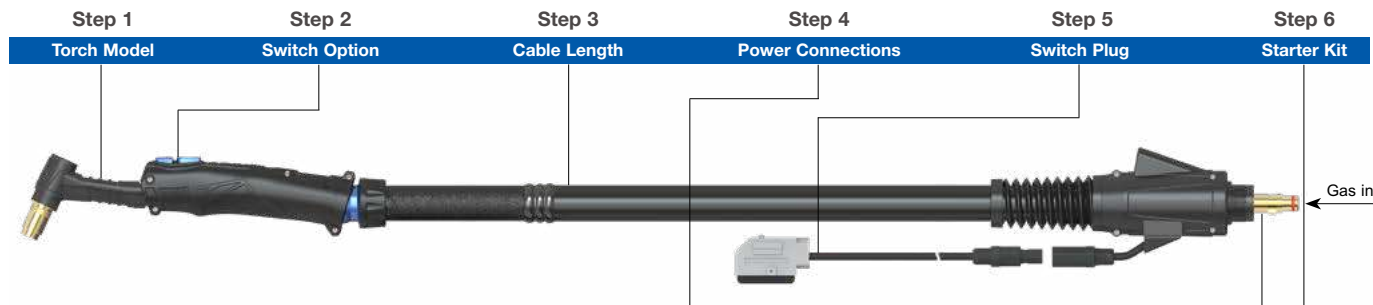
T3W-S1-4M-SL-QWF1-QWR1-QWGS5-ATP1/SCB2

T3W Arc Tig Torch x 12.5ft with momentary switch, large Dinse Liquid-Cooled Surelok™ style 1/4" BSP Gas, QF 8.9mm water feed and return, 7 pin quick fit switch plug with small collet body starter kit 1.6mm-1/16".

Step 1	Step 2	Step 3	Step 4	Step 5	Step 6	Step 7	Step 8	Step 9																																																																																																																																																			
Torch Model	Switch Option	Cable Length	Power Connections	Water Feed Hose	Water Return Hose	Gas Hose	Switch Plug	Starter Kit																																																																																																																																																			
<table border="1"> <thead> <tr> <th>Code</th> <th>Description</th> </tr> </thead> <tbody> <tr> <td colspan="2">Liquid-Cooled</td> </tr> <tr> <td>T1WLT</td> <td>225A DC</td> </tr> <tr> <td>T1W</td> <td>330A DC</td> </tr> <tr> <td>T3W</td> <td>400A DC</td> </tr> <tr> <td>T4W</td> <td>450A DC</td> </tr> <tr> <td>T5W</td> <td>550A DC</td> </tr> <tr> <td>T1WFX</td> <td>330A DC Flex</td> </tr> <tr> <td>T1WFXLT</td> <td>225A DC Flex</td> </tr> <tr> <td>T3WFX</td> <td>400A DC Flex</td> </tr> <tr> <td>T4WFX</td> <td>450A DC Flex</td> </tr> <tr> <td>T5WFX</td> <td>550A DC Flex</td> </tr> </tbody> </table> <table border="1"> <thead> <tr> <th>Code</th> <th>Description</th> </tr> </thead> <tbody> <tr> <td>S0</td> <td>Blank Kit</td> </tr> <tr> <td>S1</td> <td>Momentary Kit</td> </tr> <tr> <td>S3</td> <td>3 Button Momentary Kit</td> </tr> <tr> <td>1KH</td> <td>1 Button Momentary+1k Pot</td> </tr> <tr> <td>2KH</td> <td>1 Button Momentary+5k Pot</td> </tr> <tr> <td>3KH</td> <td>1 Button Momentary+10k Pot</td> </tr> <tr> <td>4KH</td> <td>1 Button Momentary+25k Pot</td> </tr> <tr> <td>1TH</td> <td>Maintained Switch+1k Pot</td> </tr> <tr> <td>2TH</td> <td>Maintained Switch+5k Pot</td> </tr> <tr> <td>3TH</td> <td>Maintained Switch+10k Pot</td> </tr> <tr> <td>4TH</td> <td>Maintained Switch+25k Pot</td> </tr> <tr> <td>RK2</td> <td>2 Button Rocker Switch Kit</td> </tr> <tr> <td>RK4</td> <td>4 Button Rocker Switch Kit</td> </tr> <tr> <td>*DM3</td> <td>Digital Control Module</td> </tr> </tbody> </table>	Code	Description	Liquid-Cooled		T1WLT	225A DC	T1W	330A DC	T3W	400A DC	T4W	450A DC	T5W	550A DC	T1WFX	330A DC Flex	T1WFXLT	225A DC Flex	T3WFX	400A DC Flex	T4WFX	450A DC Flex	T5WFX	550A DC Flex	Code	Description	S0	Blank Kit	S1	Momentary Kit	S3	3 Button Momentary Kit	1KH	1 Button Momentary+1k Pot	2KH	1 Button Momentary+5k Pot	3KH	1 Button Momentary+10k Pot	4KH	1 Button Momentary+25k Pot	1TH	Maintained Switch+1k Pot	2TH	Maintained Switch+5k Pot	3TH	Maintained Switch+10k Pot	4TH	Maintained Switch+25k Pot	RK2	2 Button Rocker Switch Kit	RK4	4 Button Rocker Switch Kit	*DM3	Digital Control Module			<table border="1"> <thead> <tr> <th colspan="2">Power Connections</th> </tr> <tr> <th>Code</th> <th>Description</th> </tr> </thead> <tbody> <tr> <td>SL1625</td> <td>Small Dinse Surelok™ Style</td> </tr> <tr> <td>SL</td> <td>Large Dinse Surelok™ Style</td> </tr> </tbody> </table> <table border="1"> <thead> <tr> <th colspan="2"># Water Feed Hose - Rapid Fit</th> </tr> <tr> <th>Code</th> <th>Description</th> </tr> </thead> <tbody> <tr> <td>QWF0</td> <td>Open</td> </tr> <tr> <td>QWF1</td> <td>Water Feed Hose c/w 8.9mm Quick Fit</td> </tr> <tr> <td>QWF2</td> <td>Water Feed Hose c/w 5/8" UNF LH</td> </tr> <tr> <td>QWF3</td> <td>Water Feed Hose c/w 3/8" BSP</td> </tr> <tr> <td>QWF4</td> <td>Water Feed Hose c/w M12 x 1.0</td> </tr> </tbody> </table> <table border="1"> <thead> <tr> <th colspan="2"># Water Return Hose - Rapid Fit</th> </tr> <tr> <th>Code</th> <th>Description</th> </tr> </thead> <tbody> <tr> <td>QWR0</td> <td>Open</td> </tr> <tr> <td>QWR1</td> <td>Water Return Hose c/w 8.9mm Quick Fit</td> </tr> <tr> <td>QWR2</td> <td>Water Return Hose c/w 5/8" UNF LH</td> </tr> <tr> <td>QWR3</td> <td>Water Return Hose c/w 3/8" BSP</td> </tr> <tr> <td>QWR4</td> <td>Water Return Hose c/w M12 x 1.0</td> </tr> </tbody> </table>	Power Connections		Code	Description	SL1625	Small Dinse Surelok™ Style	SL	Large Dinse Surelok™ Style	# Water Feed Hose - Rapid Fit		Code	Description	QWF0	Open	QWF1	Water Feed Hose c/w 8.9mm Quick Fit	QWF2	Water Feed Hose c/w 5/8" UNF LH	QWF3	Water Feed Hose c/w 3/8" BSP	QWF4	Water Feed Hose c/w M12 x 1.0	# Water Return Hose - Rapid Fit		Code	Description	QWR0	Open	QWR1	Water Return Hose c/w 8.9mm Quick Fit	QWR2	Water Return Hose c/w 5/8" UNF LH	QWR3	Water Return Hose c/w 3/8" BSP	QWR4	Water Return Hose c/w M12 x 1.0			<table border="1"> <thead> <tr> <th colspan="2"># Gas Supply Hose - Rapid Fit</th> </tr> <tr> <th>Code</th> <th>Description</th> </tr> </thead> <tbody> <tr> <td>QGS0</td> <td>Open</td> </tr> <tr> <td>QGS1</td> <td>Gas Supply Hose c/w 3/8" BSP</td> </tr> <tr> <td>QGS2</td> <td>Gas Supply Hose c/w 5.0mm Quick Fit</td> </tr> <tr> <td>QGS3</td> <td>Gas Supply Hose c/w 5.95mm Quick Fit</td> </tr> <tr> <td>QGS4</td> <td>Gas Supply Hose c/w 8.9mm Quick Fit</td> </tr> <tr> <td>QGS5</td> <td>Gas Supply Hose c/w 1/4" BSP</td> </tr> <tr> <td>QGS6</td> <td>Gas Supply Hose c/w M10 x 1.0</td> </tr> <tr> <td>QGS7</td> <td>Gas Supply Hose c/w 5/8" UNF RH</td> </tr> <tr> <td>QGS8</td> <td>Gas Supply Hose c/w M12 x 1.0</td> </tr> <tr> <td>QGS9</td> <td>Gas Supply Hose c/w 1/8" BSP</td> </tr> </tbody> </table> <table border="1"> <thead> <tr> <th>Code</th> <th>Description</th> </tr> </thead> <tbody> <tr> <td>ATP0</td> <td>Blank</td> </tr> <tr> <td>ATP1</td> <td>7 Pin Uniarc Quick Fit</td> </tr> <tr> <td>ATP2</td> <td>5 Pin Tichel Plug Quick Fit</td> </tr> <tr> <td>ATP3</td> <td>3 Pin XS12 Series Plug Quick Fit</td> </tr> <tr> <td>ATP4</td> <td>5 Pin Amphenol Plug Quick Fit</td> </tr> <tr> <td>ATP5</td> <td>6 Pin Amphenol Plug Quick Fit</td> </tr> <tr> <td>ATP6</td> <td>7 Pin WS16 Series Plug Quick Fit</td> </tr> <tr> <td>ATP7</td> <td>14 Pin Amphenol Plug Quick Fit</td> </tr> <tr> <td>ATP8</td> <td>9 Pin SP21 Series Plug Quick Fit</td> </tr> <tr> <td>ATP9</td> <td>5 Pin WS16 Series Plug Quick Fit</td> </tr> <tr> <td>ATP10</td> <td>9 Pin Tichel Plug Quick Fit</td> </tr> <tr> <td>ATP15</td> <td>7 Pin Amphenol Plug Quick Fit</td> </tr> </tbody> </table>	# Gas Supply Hose - Rapid Fit		Code	Description	QGS0	Open	QGS1	Gas Supply Hose c/w 3/8" BSP	QGS2	Gas Supply Hose c/w 5.0mm Quick Fit	QGS3	Gas Supply Hose c/w 5.95mm Quick Fit	QGS4	Gas Supply Hose c/w 8.9mm Quick Fit	QGS5	Gas Supply Hose c/w 1/4" BSP	QGS6	Gas Supply Hose c/w M10 x 1.0	QGS7	Gas Supply Hose c/w 5/8" UNF RH	QGS8	Gas Supply Hose c/w M12 x 1.0	QGS9	Gas Supply Hose c/w 1/8" BSP	Code	Description	ATP0	Blank	ATP1	7 Pin Uniarc Quick Fit	ATP2	5 Pin Tichel Plug Quick Fit	ATP3	3 Pin XS12 Series Plug Quick Fit	ATP4	5 Pin Amphenol Plug Quick Fit	ATP5	6 Pin Amphenol Plug Quick Fit	ATP6	7 Pin WS16 Series Plug Quick Fit	ATP7	14 Pin Amphenol Plug Quick Fit	ATP8	9 Pin SP21 Series Plug Quick Fit	ATP9	5 Pin WS16 Series Plug Quick Fit	ATP10	9 Pin Tichel Plug Quick Fit	ATP15	7 Pin Amphenol Plug Quick Fit		<table border="1"> <thead> <tr> <th>Code</th> <th>Description</th> </tr> </thead> <tbody> <tr> <td>4m</td> <td>12.5ft Cable</td> </tr> <tr> <td>8m</td> <td>25ft Cable</td> </tr> </tbody> </table>	Code	Description	4m	12.5ft Cable	8m	25ft Cable	<p>Starter Kit Please refer to Page 50 for starter kits</p>
Code	Description																																																																																																																																																										
Liquid-Cooled																																																																																																																																																											
T1WLT	225A DC																																																																																																																																																										
T1W	330A DC																																																																																																																																																										
T3W	400A DC																																																																																																																																																										
T4W	450A DC																																																																																																																																																										
T5W	550A DC																																																																																																																																																										
T1WFX	330A DC Flex																																																																																																																																																										
T1WFXLT	225A DC Flex																																																																																																																																																										
T3WFX	400A DC Flex																																																																																																																																																										
T4WFX	450A DC Flex																																																																																																																																																										
T5WFX	550A DC Flex																																																																																																																																																										
Code	Description																																																																																																																																																										
S0	Blank Kit																																																																																																																																																										
S1	Momentary Kit																																																																																																																																																										
S3	3 Button Momentary Kit																																																																																																																																																										
1KH	1 Button Momentary+1k Pot																																																																																																																																																										
2KH	1 Button Momentary+5k Pot																																																																																																																																																										
3KH	1 Button Momentary+10k Pot																																																																																																																																																										
4KH	1 Button Momentary+25k Pot																																																																																																																																																										
1TH	Maintained Switch+1k Pot																																																																																																																																																										
2TH	Maintained Switch+5k Pot																																																																																																																																																										
3TH	Maintained Switch+10k Pot																																																																																																																																																										
4TH	Maintained Switch+25k Pot																																																																																																																																																										
RK2	2 Button Rocker Switch Kit																																																																																																																																																										
RK4	4 Button Rocker Switch Kit																																																																																																																																																										
*DM3	Digital Control Module																																																																																																																																																										
Power Connections																																																																																																																																																											
Code	Description																																																																																																																																																										
SL1625	Small Dinse Surelok™ Style																																																																																																																																																										
SL	Large Dinse Surelok™ Style																																																																																																																																																										
# Water Feed Hose - Rapid Fit																																																																																																																																																											
Code	Description																																																																																																																																																										
QWF0	Open																																																																																																																																																										
QWF1	Water Feed Hose c/w 8.9mm Quick Fit																																																																																																																																																										
QWF2	Water Feed Hose c/w 5/8" UNF LH																																																																																																																																																										
QWF3	Water Feed Hose c/w 3/8" BSP																																																																																																																																																										
QWF4	Water Feed Hose c/w M12 x 1.0																																																																																																																																																										
# Water Return Hose - Rapid Fit																																																																																																																																																											
Code	Description																																																																																																																																																										
QWR0	Open																																																																																																																																																										
QWR1	Water Return Hose c/w 8.9mm Quick Fit																																																																																																																																																										
QWR2	Water Return Hose c/w 5/8" UNF LH																																																																																																																																																										
QWR3	Water Return Hose c/w 3/8" BSP																																																																																																																																																										
QWR4	Water Return Hose c/w M12 x 1.0																																																																																																																																																										
# Gas Supply Hose - Rapid Fit																																																																																																																																																											
Code	Description																																																																																																																																																										
QGS0	Open																																																																																																																																																										
QGS1	Gas Supply Hose c/w 3/8" BSP																																																																																																																																																										
QGS2	Gas Supply Hose c/w 5.0mm Quick Fit																																																																																																																																																										
QGS3	Gas Supply Hose c/w 5.95mm Quick Fit																																																																																																																																																										
QGS4	Gas Supply Hose c/w 8.9mm Quick Fit																																																																																																																																																										
QGS5	Gas Supply Hose c/w 1/4" BSP																																																																																																																																																										
QGS6	Gas Supply Hose c/w M10 x 1.0																																																																																																																																																										
QGS7	Gas Supply Hose c/w 5/8" UNF RH																																																																																																																																																										
QGS8	Gas Supply Hose c/w M12 x 1.0																																																																																																																																																										
QGS9	Gas Supply Hose c/w 1/8" BSP																																																																																																																																																										
Code	Description																																																																																																																																																										
ATP0	Blank																																																																																																																																																										
ATP1	7 Pin Uniarc Quick Fit																																																																																																																																																										
ATP2	5 Pin Tichel Plug Quick Fit																																																																																																																																																										
ATP3	3 Pin XS12 Series Plug Quick Fit																																																																																																																																																										
ATP4	5 Pin Amphenol Plug Quick Fit																																																																																																																																																										
ATP5	6 Pin Amphenol Plug Quick Fit																																																																																																																																																										
ATP6	7 Pin WS16 Series Plug Quick Fit																																																																																																																																																										
ATP7	14 Pin Amphenol Plug Quick Fit																																																																																																																																																										
ATP8	9 Pin SP21 Series Plug Quick Fit																																																																																																																																																										
ATP9	5 Pin WS16 Series Plug Quick Fit																																																																																																																																																										
ATP10	9 Pin Tichel Plug Quick Fit																																																																																																																																																										
ATP15	7 Pin Amphenol Plug Quick Fit																																																																																																																																																										
Code	Description																																																																																																																																																										
4m	12.5ft Cable																																																																																																																																																										
8m	25ft Cable																																																																																																																																																										

*Requires digital software systems integration

Surelok™ GT Air-Cooled Terminations



How to Order

To order your Arc Tig Torch please follow the simple 6 stage process below:

1. Select the torch model
2. Select the switch option
3. Select the length of cable
4. Select the power connection
5. Select the quick fit switch plug
6. Select the starter kit



Example:

T2-S1-4M-GT-ATP1/SCB2

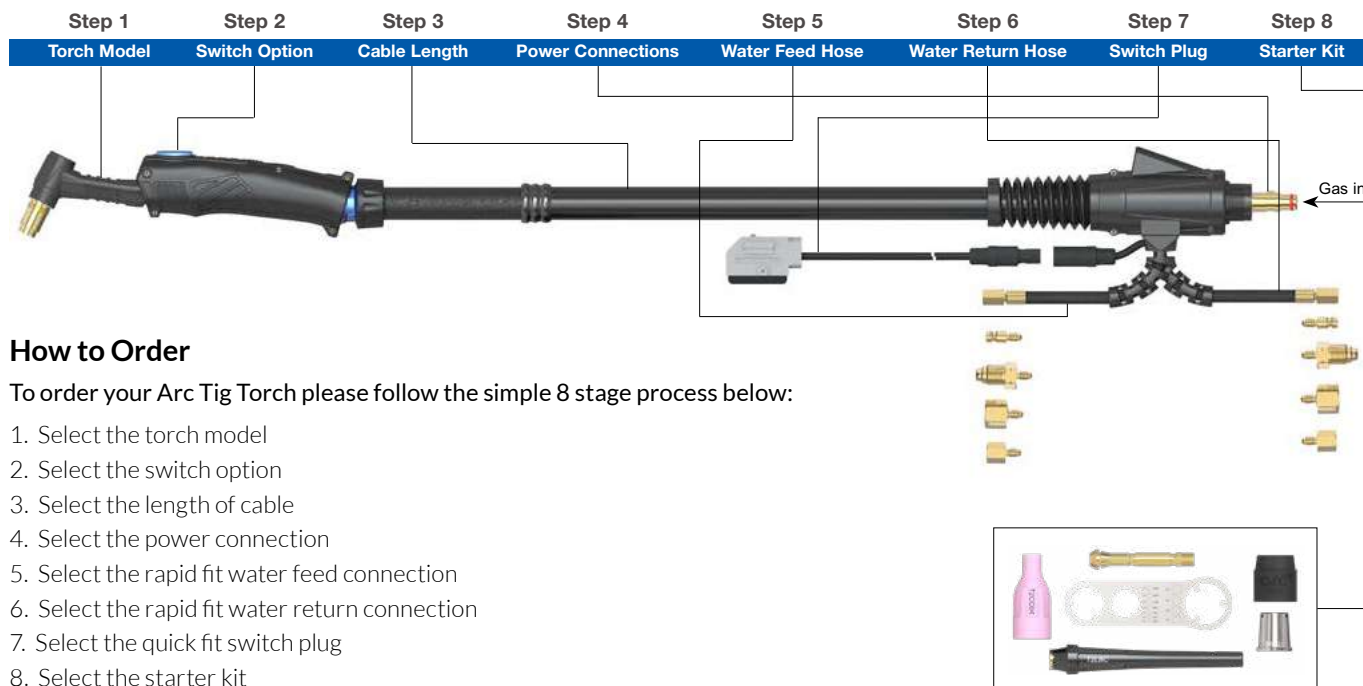
T2 Arc Tig Torch x 12.5ft with momentary switch, large Dinse Air-Cooled Surelok™ GT Gas Through style and 7 pin quick fit switch plug with small collet body starter kit 1.6mm-1/16".

Step 1 Torch Model		Step 2 Switch Option		Step 3 Cable Length		Step 4 Power Connections		Step 5 Switch Plug		Step 6 Starter Kit	
Code	Description	Code	Description	Code	Description	Code	Description	Code	Description	Code	Description
Air-Cooled				4m	12.5ft Cable			ATP0	Blank		
T1	140A DC			8m	25ft Cable			ATP10	9 Pin Tuchel Plug Quick Fit		
T1FX	140A DC Flex										
T2	190A DC										
T2FX	180A DC Flex										
T3	240A DC										
T3FX	220A DC Flex										
						Power Connections					
						Code	Description				
						GT	Large Dinse Gas Through Surelok™ Style				
								Starter Kit			
											Please refer to Page 50 for starter kits

Code	Description
S0	Blank Kit
S1	Momentary Kit
S3	3 Button Momentary Kit
1KH	1 Button Momentary+1k Pot
2KH	1 Button Momentary+5k Pot
3KH	1 Button Momentary+10k Pot
4KH	1 Button Momentary+25k Pot
1TH	Maintained Switch+1k Pot
2TH	Maintained Switch+5k Pot
3TH	Maintained Switch+10k Pot
4TH	Maintained Switch+25k Pot
RK2	2 Button Rocker Switch Kit
RK4	4 Button Rocker Switch Kit
*DM3	Digital Control Module

*Requires digital software systems integration

Surelok™ GT Liquid-Cooled Terminations



How to Order

To order your Arc Tig Torch please follow the simple 8 stage process below:

1. Select the torch model
2. Select the switch option
3. Select the length of cable
4. Select the power connection
5. Select the rapid fit water feed connection
6. Select the rapid fit water return connection
7. Select the quick fit switch plug
8. Select the starter kit



Example:

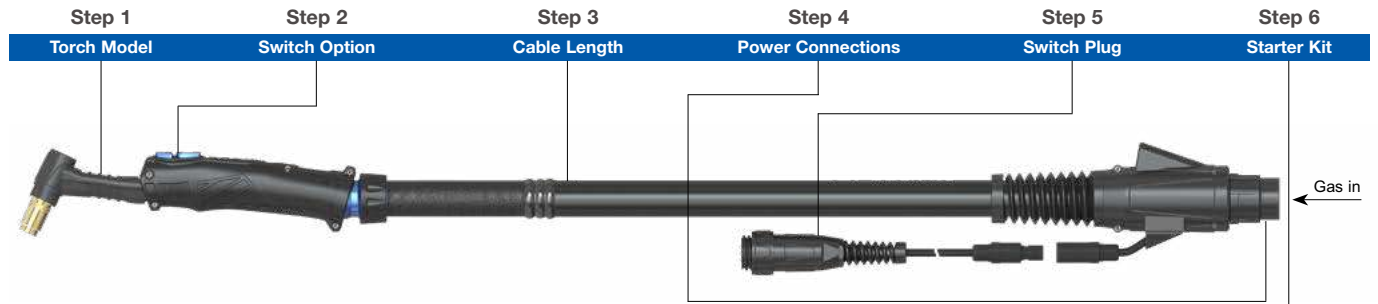
T3W-S1-4M-GT-QWF1-QWR1-ATP1/MCB2

T3W Arc Tig Torch x 12.5ft with momentary switch, large Dinse Liquid-Cooled Surelok™ GT Gas Through Style , QF 8.9mm water feed and return, 7 pin quick fit switch plug with medium collet body starter kit 1.6mm-1/16".

Step 1	Step 2	Step 3	Step 4	Step 5	Step 6	Step 7	Step 8																																																																																																			
Torch Model	Switch Option	Cable Length	Power Connections	Water Feed Hose	Water Return Hose	Switch Plug	Starter Kit																																																																																																			
<table border="1"> <thead> <tr> <th>Code</th> <th>Description</th> </tr> </thead> <tbody> <tr> <td colspan="2">Liquid-Cooled</td> </tr> <tr> <td>T1WLT</td> <td>225A DC</td> </tr> <tr> <td>T1W</td> <td>330A DC</td> </tr> <tr> <td>T3W</td> <td>400A DC</td> </tr> <tr> <td>T4W</td> <td>450A DC</td> </tr> <tr> <td>T5W</td> <td>550A DC</td> </tr> <tr> <td>T1WFX</td> <td>330A DC Flex</td> </tr> <tr> <td>T1WFXLT</td> <td>225A DC Flex</td> </tr> <tr> <td>T3WFX</td> <td>400A DC Flex</td> </tr> <tr> <td>T4WFX</td> <td>450A DC Flex</td> </tr> <tr> <td>T5WFX</td> <td>550A DC Flex</td> </tr> </tbody> </table> <table border="1"> <thead> <tr> <th>Code</th> <th>Description</th> </tr> </thead> <tbody> <tr> <td>S0</td> <td>Blank Kit</td> </tr> <tr> <td>S1</td> <td>Momentary Kit</td> </tr> <tr> <td>S3</td> <td>3 Button Momentary Kit</td> </tr> <tr> <td>1KH</td> <td>1 Button Momentary+1k Pot</td> </tr> <tr> <td>2KH</td> <td>1 Button Momentary+5k Pot</td> </tr> <tr> <td>3KH</td> <td>1 Button Momentary+10k Pot</td> </tr> <tr> <td>4KH</td> <td>1 Button Momentary+25k Pot</td> </tr> <tr> <td>1TH</td> <td>Maintained Switch+1k Pot</td> </tr> <tr> <td>2TH</td> <td>Maintained Switch+5k Pot</td> </tr> <tr> <td>3TH</td> <td>Maintained Switch+10k Pot</td> </tr> <tr> <td>4TH</td> <td>Maintained Switch+25k Pot</td> </tr> <tr> <td>RK2</td> <td>2 Button Rocker Switch Kit</td> </tr> <tr> <td>RK4</td> <td>4 Button Rocker Switch Kit</td> </tr> <tr> <td>*DM3</td> <td>Digital Control Module</td> </tr> </tbody> </table>	Code	Description	Liquid-Cooled		T1WLT	225A DC	T1W	330A DC	T3W	400A DC	T4W	450A DC	T5W	550A DC	T1WFX	330A DC Flex	T1WFXLT	225A DC Flex	T3WFX	400A DC Flex	T4WFX	450A DC Flex	T5WFX	550A DC Flex	Code	Description	S0	Blank Kit	S1	Momentary Kit	S3	3 Button Momentary Kit	1KH	1 Button Momentary+1k Pot	2KH	1 Button Momentary+5k Pot	3KH	1 Button Momentary+10k Pot	4KH	1 Button Momentary+25k Pot	1TH	Maintained Switch+1k Pot	2TH	Maintained Switch+5k Pot	3TH	Maintained Switch+10k Pot	4TH	Maintained Switch+25k Pot	RK2	2 Button Rocker Switch Kit	RK4	4 Button Rocker Switch Kit	*DM3	Digital Control Module			<table border="1"> <thead> <tr> <th colspan="2">Power Connections</th> </tr> <tr> <th>Code</th> <th>Description</th> </tr> </thead> <tbody> <tr> <td>GT</td> <td>Large Dinse Gas Through Surelok™ Style</td> </tr> </tbody> </table> <table border="1"> <thead> <tr> <th colspan="2"># Water Feed Hose - Rapid Fit</th> </tr> <tr> <th>Code</th> <th>Description</th> </tr> </thead> <tbody> <tr> <td>QWF0</td> <td>Open</td> </tr> <tr> <td>QWF1</td> <td>Water Feed Hose c/w 8.9mm Quick Fit</td> </tr> <tr> <td>QWF2</td> <td>Water Feed Hose c/w 5/8" UNF LH</td> </tr> <tr> <td>QWF3</td> <td>Water Feed Hose c/w 3/8" BSP</td> </tr> <tr> <td>QWF4</td> <td>Water Feed Hose c/w M12 x 1.0</td> </tr> </tbody> </table> <table border="1"> <thead> <tr> <th colspan="2"># Water Return Hose - Rapid Fit</th> </tr> <tr> <th>Code</th> <th>Description</th> </tr> </thead> <tbody> <tr> <td>QWR0</td> <td>Open</td> </tr> <tr> <td>QWR1</td> <td>Water Return Hose c/w 8.9mm Quick Fit</td> </tr> <tr> <td>QWR2</td> <td>Water Return Hose c/w 5/8" UNF LH</td> </tr> <tr> <td>QWR3</td> <td>Water Return Hose c/w 3/8" BSP</td> </tr> <tr> <td>QWR4</td> <td>Water Return Hose c/w M12 x 1.0</td> </tr> </tbody> </table> <table border="1"> <thead> <tr> <th>Code</th> <th>Description</th> </tr> </thead> <tbody> <tr> <td>4m</td> <td>12.5ft Cable</td> </tr> <tr> <td>8m</td> <td>25ft Cable</td> </tr> </tbody> </table>	Power Connections		Code	Description	GT	Large Dinse Gas Through Surelok™ Style	# Water Feed Hose - Rapid Fit		Code	Description	QWF0	Open	QWF1	Water Feed Hose c/w 8.9mm Quick Fit	QWF2	Water Feed Hose c/w 5/8" UNF LH	QWF3	Water Feed Hose c/w 3/8" BSP	QWF4	Water Feed Hose c/w M12 x 1.0	# Water Return Hose - Rapid Fit		Code	Description	QWR0	Open	QWR1	Water Return Hose c/w 8.9mm Quick Fit	QWR2	Water Return Hose c/w 5/8" UNF LH	QWR3	Water Return Hose c/w 3/8" BSP	QWR4	Water Return Hose c/w M12 x 1.0	Code	Description	4m	12.5ft Cable	8m	25ft Cable			<table border="1"> <thead> <tr> <th>Code</th> <th>Description</th> </tr> </thead> <tbody> <tr> <td>ATP0</td> <td>Blank</td> </tr> <tr> <td>ATP10</td> <td>9 Pin Tichel Plug Quick Fit</td> </tr> </tbody> </table> <p>Starter Kit</p> <p>Please refer to Page 50 for starter kits</p>	Code	Description	ATP0	Blank	ATP10	9 Pin Tichel Plug Quick Fit
Code	Description																																																																																																									
Liquid-Cooled																																																																																																										
T1WLT	225A DC																																																																																																									
T1W	330A DC																																																																																																									
T3W	400A DC																																																																																																									
T4W	450A DC																																																																																																									
T5W	550A DC																																																																																																									
T1WFX	330A DC Flex																																																																																																									
T1WFXLT	225A DC Flex																																																																																																									
T3WFX	400A DC Flex																																																																																																									
T4WFX	450A DC Flex																																																																																																									
T5WFX	550A DC Flex																																																																																																									
Code	Description																																																																																																									
S0	Blank Kit																																																																																																									
S1	Momentary Kit																																																																																																									
S3	3 Button Momentary Kit																																																																																																									
1KH	1 Button Momentary+1k Pot																																																																																																									
2KH	1 Button Momentary+5k Pot																																																																																																									
3KH	1 Button Momentary+10k Pot																																																																																																									
4KH	1 Button Momentary+25k Pot																																																																																																									
1TH	Maintained Switch+1k Pot																																																																																																									
2TH	Maintained Switch+5k Pot																																																																																																									
3TH	Maintained Switch+10k Pot																																																																																																									
4TH	Maintained Switch+25k Pot																																																																																																									
RK2	2 Button Rocker Switch Kit																																																																																																									
RK4	4 Button Rocker Switch Kit																																																																																																									
*DM3	Digital Control Module																																																																																																									
Power Connections																																																																																																										
Code	Description																																																																																																									
GT	Large Dinse Gas Through Surelok™ Style																																																																																																									
# Water Feed Hose - Rapid Fit																																																																																																										
Code	Description																																																																																																									
QWF0	Open																																																																																																									
QWF1	Water Feed Hose c/w 8.9mm Quick Fit																																																																																																									
QWF2	Water Feed Hose c/w 5/8" UNF LH																																																																																																									
QWF3	Water Feed Hose c/w 3/8" BSP																																																																																																									
QWF4	Water Feed Hose c/w M12 x 1.0																																																																																																									
# Water Return Hose - Rapid Fit																																																																																																										
Code	Description																																																																																																									
QWR0	Open																																																																																																									
QWR1	Water Return Hose c/w 8.9mm Quick Fit																																																																																																									
QWR2	Water Return Hose c/w 5/8" UNF LH																																																																																																									
QWR3	Water Return Hose c/w 3/8" BSP																																																																																																									
QWR4	Water Return Hose c/w M12 x 1.0																																																																																																									
Code	Description																																																																																																									
4m	12.5ft Cable																																																																																																									
8m	25ft Cable																																																																																																									
Code	Description																																																																																																									
ATP0	Blank																																																																																																									
ATP10	9 Pin Tichel Plug Quick Fit																																																																																																									

*Requires digital software systems integration

Surelok™ QD Air-Cooled Terminations



How to Order

To order your Arc Tig Torch please follow the simple 6 stage process below:

1. Select the torch model
2. Select the switch option
3. Select the length of cable
4. Select the power connection
5. Select the quick fit switch plug
6. Select the starter kit



Example:

T2-S1-4M-QD1-ATP1/MCB2

T2 Arc Tig Torch x 12.5ft with momentary switch, Air-Cooled Surelok™ QD Gas Through 1/4" BSP and 7 pin quick fit switch plug with medium collet body starter kit 1.6mm-1/16".

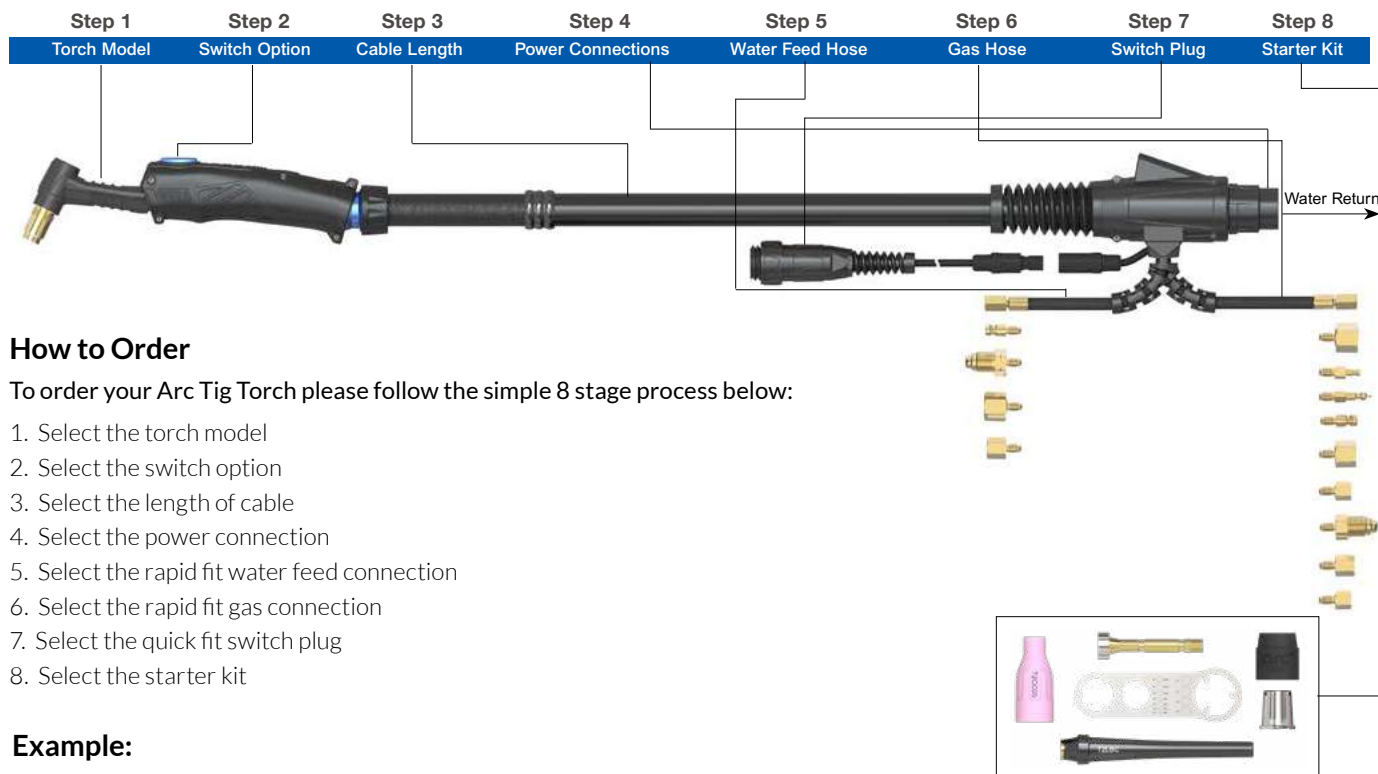
Step 1 Torch Model		Step 2 Switch Option	Step 3 Cable Length		Step 4 Power Connections	Step 5 Switch Plug	Step 6 Starter Kit
Code	Description		Code	Description		Code	Description
Air-Cooled			4m	12.5ft Cable		ATP0	Blank
T1	140A DC		8m	25ft Cable		ATP1	7 Pin Uniarc Quick Fit
T1FX	140A DC Flex					ATP2	5 Pin Tuchel Plug Quick Fit
T2	190A DC					ATP3	3 Pin XS12 Series Plug Quick Fit
T2FX	180A DC Flex					ATP4	5 Pin Amphenol Plug Quick Fit
T3	240A DC					ATP5	6 Pin Amphenol Plug Quick Fit
T3FX	220A DC Flex					ATP6	7 Pin WS16 Series Plug Quick Fit
						ATP7	14 Pin Amphenol Plug Quick Fit
						ATP8	9 Pin SP21 Series Plug Quick Fit
						ATP9	5 Pin WS16 Series Plug Quick Fit
						ATP10	9 Pin Tuchel Plug Quick Fit
						ATP15	7 Pin Amphenol Plug Quick Fit
Code	Description						
S0	Blank Kit						
S1	Momentary Kit						
S3	3 Button Momentary Kit						
1KH	1 Button Momentary+1k Pot						
2KH	1 Button Momentary+5k Pot						
3KH	1 Button Momentary+10k Pot						
4KH	1 Button Momentary+25k Pot						
1TH	Maintained Switch+1k Pot						
2TH	Maintained Switch+5k Pot						
3TH	Maintained Switch+10k Pot						
4TH	Maintained Switch+25k Pot						
RK2	2 Button Rocker Switch Kit						
RK4	4 Button Rocker Switch Kit						
*DM3	Digital Control Module						

Code	Description
S0	Blank Kit
S1	Momentary Kit
S3	3 Button Momentary Kit
1KH	1 Button Momentary+1k Pot
2KH	1 Button Momentary+5k Pot
3KH	1 Button Momentary+10k Pot
4KH	1 Button Momentary+25k Pot
1TH	Maintained Switch+1k Pot
2TH	Maintained Switch+5k Pot
3TH	Maintained Switch+10k Pot
4TH	Maintained Switch+25k Pot
RK2	2 Button Rocker Switch Kit
RK4	4 Button Rocker Switch Kit
*DM3	Digital Control Module

*Requires digital software systems integration

Starter Kit
Please refer to Page 50 for starter kits

Surelok™ QD Liquid-Cooled Terminations



How to Order

To order your Arc Tig Torch please follow the simple 8 stage process below:

1. Select the torch model
2. Select the switch option
3. Select the length of cable
4. Select the power connection
5. Select the rapid fit water feed connection
6. Select the rapid fit gas connection
7. Select the quick fit switch plug
8. Select the starter kit

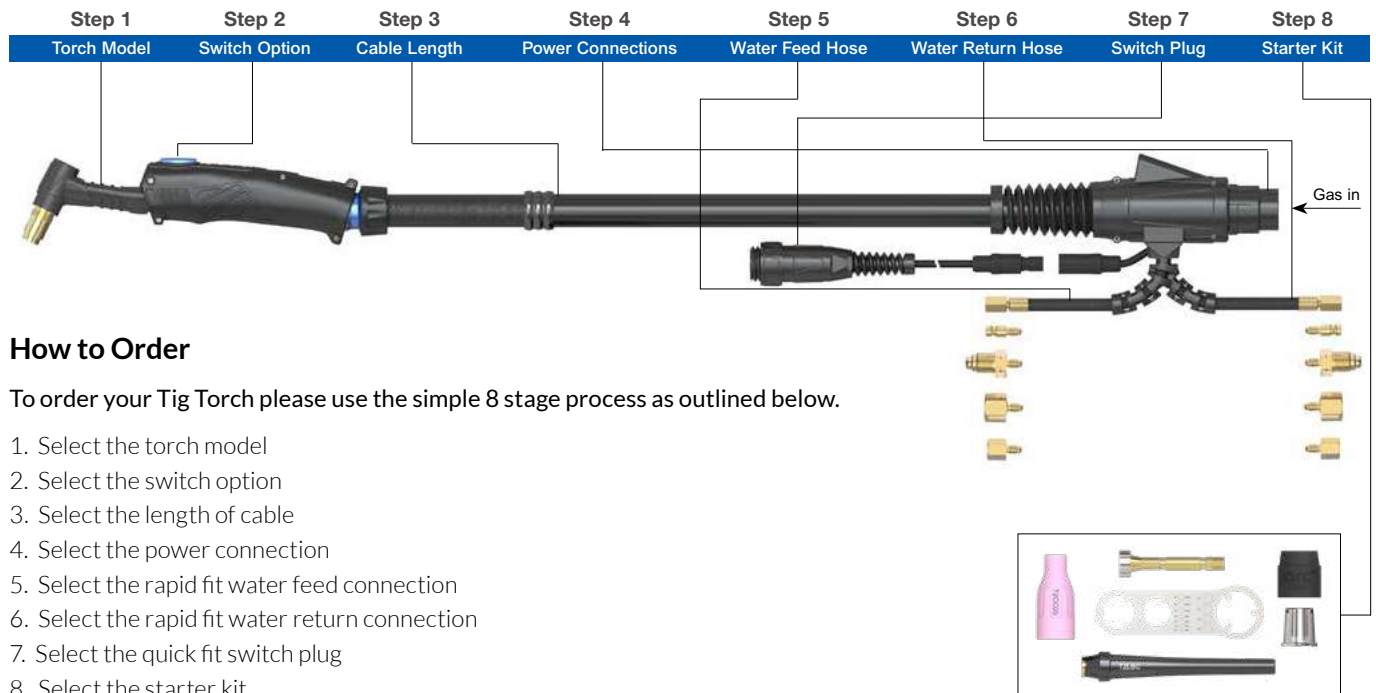
Example:

T3W-S1-4M-QD1-QWF1-QGS5-ATP1/MGL2

T3W Arc Tig Torch x 12.5ft with momentary switch, Liquid-Cooled Surelok™ QD 1/4" BSP, QF 8.9mm water feed, 1/4" BSP Gas Supply, 7 pin quick fit switch plug with medium gas lens body starter kit 1.6mm-1/16".

Step 1	Step 2	Step 3	Step 4	Step 5	Step 6	Step 7	Step 8																																																																																																																																			
Torch Model	Switch Option	Cable Length	Power Connections	Water Feed Hose	Gas Hose	Switch Plug	Starter Kit																																																																																																																																			
<table border="1"> <thead> <tr> <th>Code</th> <th>Description</th> </tr> </thead> <tbody> <tr> <td colspan="2">Liquid-Cooled</td> </tr> <tr> <td>T1WLT</td> <td>225A DC</td> </tr> <tr> <td>T1W</td> <td>330A DC</td> </tr> <tr> <td>T3W</td> <td>400A DC</td> </tr> <tr> <td>T4W</td> <td>450A DC</td> </tr> <tr> <td>T5W</td> <td>550A DC</td> </tr> <tr> <td>T1WFX</td> <td>330A DC Flex</td> </tr> <tr> <td>T1WFXLT</td> <td>225A DC Flex</td> </tr> <tr> <td>T3WFX</td> <td>400A DC Flex</td> </tr> <tr> <td>T4WFX</td> <td>450A DC Flex</td> </tr> <tr> <td>T5WFX</td> <td>550A DC Flex</td> </tr> </tbody> </table> <table border="1"> <thead> <tr> <th>Code</th> <th>Description</th> </tr> </thead> <tbody> <tr> <td>S0</td> <td>Blank Kit</td> </tr> <tr> <td>S1</td> <td>Momentary Kit</td> </tr> <tr> <td>S3</td> <td>3 Button Momentary Kit</td> </tr> <tr> <td>1KH</td> <td>1 Button Momentary+1k Pot</td> </tr> <tr> <td>2KH</td> <td>1 Button Momentary+5k Pot</td> </tr> <tr> <td>3KH</td> <td>1 Button Momentary+10k Pot</td> </tr> <tr> <td>4KH</td> <td>1 Button Momentary+25k Pot</td> </tr> <tr> <td>1TH</td> <td>Maintained Switch+1k Pot</td> </tr> <tr> <td>2TH</td> <td>Maintained Switch+5k Pot</td> </tr> <tr> <td>3TH</td> <td>Maintained Switch+10k Pot</td> </tr> <tr> <td>4TH</td> <td>Maintained Switch+25k Pot</td> </tr> <tr> <td>RK2</td> <td>2 Button Rocker Switch Kit</td> </tr> <tr> <td>RK4</td> <td>4 Button Rocker Switch Kit</td> </tr> <tr> <td>DM3</td> <td>Digital Control Module</td> </tr> </tbody> </table> <p>*Requires digital software systems integration</p> <table border="1"> <thead> <tr> <th>Code</th> <th>Description</th> </tr> </thead> <tbody> <tr> <td>4m</td> <td>12.5ft Cable</td> </tr> <tr> <td>8m</td> <td>25ft Cable</td> </tr> </tbody> </table>	Code	Description	Liquid-Cooled		T1WLT	225A DC	T1W	330A DC	T3W	400A DC	T4W	450A DC	T5W	550A DC	T1WFX	330A DC Flex	T1WFXLT	225A DC Flex	T3WFX	400A DC Flex	T4WFX	450A DC Flex	T5WFX	550A DC Flex	Code	Description	S0	Blank Kit	S1	Momentary Kit	S3	3 Button Momentary Kit	1KH	1 Button Momentary+1k Pot	2KH	1 Button Momentary+5k Pot	3KH	1 Button Momentary+10k Pot	4KH	1 Button Momentary+25k Pot	1TH	Maintained Switch+1k Pot	2TH	Maintained Switch+5k Pot	3TH	Maintained Switch+10k Pot	4TH	Maintained Switch+25k Pot	RK2	2 Button Rocker Switch Kit	RK4	4 Button Rocker Switch Kit	DM3	Digital Control Module	Code	Description	4m	12.5ft Cable	8m	25ft Cable			<table border="1"> <thead> <tr> <th colspan="2">Power Connections</th> </tr> <tr> <th>Code</th> <th>Description</th> </tr> </thead> <tbody> <tr> <td>QD1</td> <td>Surelok™ QD 1/4"BSP</td> </tr> <tr> <td>QD2</td> <td>Surelok™ QD 3/8"BSP</td> </tr> <tr> <td>QD3</td> <td>Surelok™ QD M12 x 1.0</td> </tr> <tr> <td>QD4</td> <td>Surelok™ QD M16 x 1.5</td> </tr> </tbody> </table> <p># Water Feed Hose - Rapid Fit</p> <table border="1"> <thead> <tr> <th>Code</th> <th>Description</th> </tr> </thead> <tbody> <tr> <td>QWF0</td> <td>Open</td> </tr> <tr> <td>QWF1</td> <td>Water Feed Hose c/w 8.9mm Quick Fit</td> </tr> <tr> <td>QWF2</td> <td>Water Feed Hose c/w 5/8" UNF LH</td> </tr> <tr> <td>QWF3</td> <td>Water Feed Hose c/w 3/8" BSP</td> </tr> <tr> <td>QWF4</td> <td>Water Feed Hose c/w M12 x 1.0</td> </tr> </tbody> </table> <p># Gas Supply Hose - Rapid Fit</p> <table border="1"> <thead> <tr> <th>Code</th> <th>Description</th> </tr> </thead> <tbody> <tr> <td>QGS0</td> <td>Open</td> </tr> <tr> <td>QGS1</td> <td>Gas Supply Hose c/w 3/8" BSP</td> </tr> <tr> <td>QGS2</td> <td>Gas Supply Hose c/w 5.0mm Quick Fit</td> </tr> <tr> <td>QGS3</td> <td>Gas Supply Hose c/w 5.95mm Quick Fit</td> </tr> <tr> <td>QGS4</td> <td>Gas Supply Hose c/w 8.9mm Quick Fit</td> </tr> <tr> <td>QGS5</td> <td>Gas Supply Hose c/w 1/4" BSP</td> </tr> <tr> <td>QGS6</td> <td>Gas Supply Hose c/w M10 x 1.0</td> </tr> <tr> <td>QGS7</td> <td>Gas Supply Hose c/w 5/8" UNF RH</td> </tr> <tr> <td>QGS8</td> <td>Gas Supply Hose c/w M12 x 1.0</td> </tr> <tr> <td>QGS9</td> <td>Gas Supply Hose c/w 1/8" BSP</td> </tr> </tbody> </table>	Power Connections		Code	Description	QD1	Surelok™ QD 1/4"BSP	QD2	Surelok™ QD 3/8"BSP	QD3	Surelok™ QD M12 x 1.0	QD4	Surelok™ QD M16 x 1.5	Code	Description	QWF0	Open	QWF1	Water Feed Hose c/w 8.9mm Quick Fit	QWF2	Water Feed Hose c/w 5/8" UNF LH	QWF3	Water Feed Hose c/w 3/8" BSP	QWF4	Water Feed Hose c/w M12 x 1.0	Code	Description	QGS0	Open	QGS1	Gas Supply Hose c/w 3/8" BSP	QGS2	Gas Supply Hose c/w 5.0mm Quick Fit	QGS3	Gas Supply Hose c/w 5.95mm Quick Fit	QGS4	Gas Supply Hose c/w 8.9mm Quick Fit	QGS5	Gas Supply Hose c/w 1/4" BSP	QGS6	Gas Supply Hose c/w M10 x 1.0	QGS7	Gas Supply Hose c/w 5/8" UNF RH	QGS8	Gas Supply Hose c/w M12 x 1.0	QGS9	Gas Supply Hose c/w 1/8" BSP			<table border="1"> <thead> <tr> <th>Code</th> <th>Description</th> </tr> </thead> <tbody> <tr> <td>ATP0</td> <td>Blank</td> </tr> <tr> <td>ATP1</td> <td>7 Pin Uniarc Quick Fit</td> </tr> <tr> <td>ATP2</td> <td>5 Pin Tuchel Plug Quick Fit</td> </tr> <tr> <td>ATP3</td> <td>3 Pin XS12 Series Plug Quick Fit</td> </tr> <tr> <td>ATP4</td> <td>5 Pin Amphenol Plug Quick Fit</td> </tr> <tr> <td>ATP5</td> <td>6 Pin Amphenol Plug Quick Fit</td> </tr> <tr> <td>ATP6</td> <td>7 Pin WS16 Series Plug Quick Fit</td> </tr> <tr> <td>ATP7</td> <td>14 Pin Amphenol Plug Quick Fit</td> </tr> <tr> <td>ATP8</td> <td>9 Pin SP21 Series Plug Quick Fit</td> </tr> <tr> <td>ATP9</td> <td>5 Pin WS16 Series Plug Quick Fit</td> </tr> <tr> <td>ATP10</td> <td>9 Pin Tuchel Plug Quick Fit</td> </tr> <tr> <td>ATP15</td> <td>7 Pin Amphenol Plug Quick Fit</td> </tr> </tbody> </table> <p>Starter Kit</p> <p>Please refer to Page 50 for starter kits</p>	Code	Description	ATP0	Blank	ATP1	7 Pin Uniarc Quick Fit	ATP2	5 Pin Tuchel Plug Quick Fit	ATP3	3 Pin XS12 Series Plug Quick Fit	ATP4	5 Pin Amphenol Plug Quick Fit	ATP5	6 Pin Amphenol Plug Quick Fit	ATP6	7 Pin WS16 Series Plug Quick Fit	ATP7	14 Pin Amphenol Plug Quick Fit	ATP8	9 Pin SP21 Series Plug Quick Fit	ATP9	5 Pin WS16 Series Plug Quick Fit	ATP10	9 Pin Tuchel Plug Quick Fit	ATP15	7 Pin Amphenol Plug Quick Fit
Code	Description																																																																																																																																									
Liquid-Cooled																																																																																																																																										
T1WLT	225A DC																																																																																																																																									
T1W	330A DC																																																																																																																																									
T3W	400A DC																																																																																																																																									
T4W	450A DC																																																																																																																																									
T5W	550A DC																																																																																																																																									
T1WFX	330A DC Flex																																																																																																																																									
T1WFXLT	225A DC Flex																																																																																																																																									
T3WFX	400A DC Flex																																																																																																																																									
T4WFX	450A DC Flex																																																																																																																																									
T5WFX	550A DC Flex																																																																																																																																									
Code	Description																																																																																																																																									
S0	Blank Kit																																																																																																																																									
S1	Momentary Kit																																																																																																																																									
S3	3 Button Momentary Kit																																																																																																																																									
1KH	1 Button Momentary+1k Pot																																																																																																																																									
2KH	1 Button Momentary+5k Pot																																																																																																																																									
3KH	1 Button Momentary+10k Pot																																																																																																																																									
4KH	1 Button Momentary+25k Pot																																																																																																																																									
1TH	Maintained Switch+1k Pot																																																																																																																																									
2TH	Maintained Switch+5k Pot																																																																																																																																									
3TH	Maintained Switch+10k Pot																																																																																																																																									
4TH	Maintained Switch+25k Pot																																																																																																																																									
RK2	2 Button Rocker Switch Kit																																																																																																																																									
RK4	4 Button Rocker Switch Kit																																																																																																																																									
DM3	Digital Control Module																																																																																																																																									
Code	Description																																																																																																																																									
4m	12.5ft Cable																																																																																																																																									
8m	25ft Cable																																																																																																																																									
Power Connections																																																																																																																																										
Code	Description																																																																																																																																									
QD1	Surelok™ QD 1/4"BSP																																																																																																																																									
QD2	Surelok™ QD 3/8"BSP																																																																																																																																									
QD3	Surelok™ QD M12 x 1.0																																																																																																																																									
QD4	Surelok™ QD M16 x 1.5																																																																																																																																									
Code	Description																																																																																																																																									
QWF0	Open																																																																																																																																									
QWF1	Water Feed Hose c/w 8.9mm Quick Fit																																																																																																																																									
QWF2	Water Feed Hose c/w 5/8" UNF LH																																																																																																																																									
QWF3	Water Feed Hose c/w 3/8" BSP																																																																																																																																									
QWF4	Water Feed Hose c/w M12 x 1.0																																																																																																																																									
Code	Description																																																																																																																																									
QGS0	Open																																																																																																																																									
QGS1	Gas Supply Hose c/w 3/8" BSP																																																																																																																																									
QGS2	Gas Supply Hose c/w 5.0mm Quick Fit																																																																																																																																									
QGS3	Gas Supply Hose c/w 5.95mm Quick Fit																																																																																																																																									
QGS4	Gas Supply Hose c/w 8.9mm Quick Fit																																																																																																																																									
QGS5	Gas Supply Hose c/w 1/4" BSP																																																																																																																																									
QGS6	Gas Supply Hose c/w M10 x 1.0																																																																																																																																									
QGS7	Gas Supply Hose c/w 5/8" UNF RH																																																																																																																																									
QGS8	Gas Supply Hose c/w M12 x 1.0																																																																																																																																									
QGS9	Gas Supply Hose c/w 1/8" BSP																																																																																																																																									
Code	Description																																																																																																																																									
ATP0	Blank																																																																																																																																									
ATP1	7 Pin Uniarc Quick Fit																																																																																																																																									
ATP2	5 Pin Tuchel Plug Quick Fit																																																																																																																																									
ATP3	3 Pin XS12 Series Plug Quick Fit																																																																																																																																									
ATP4	5 Pin Amphenol Plug Quick Fit																																																																																																																																									
ATP5	6 Pin Amphenol Plug Quick Fit																																																																																																																																									
ATP6	7 Pin WS16 Series Plug Quick Fit																																																																																																																																									
ATP7	14 Pin Amphenol Plug Quick Fit																																																																																																																																									
ATP8	9 Pin SP21 Series Plug Quick Fit																																																																																																																																									
ATP9	5 Pin WS16 Series Plug Quick Fit																																																																																																																																									
ATP10	9 Pin Tuchel Plug Quick Fit																																																																																																																																									
ATP15	7 Pin Amphenol Plug Quick Fit																																																																																																																																									

Surelok™ QD5 Liquid-Cooled Terminations



How to Order

To order your Tig Torch please use the simple 8 stage process as outlined below.

1. Select the torch model
2. Select the switch option
3. Select the length of cable
4. Select the power connection
5. Select the rapid fit water feed connection
6. Select the rapid fit water return connection
7. Select the quick fit switch plug
8. Select the starter kit

Example:

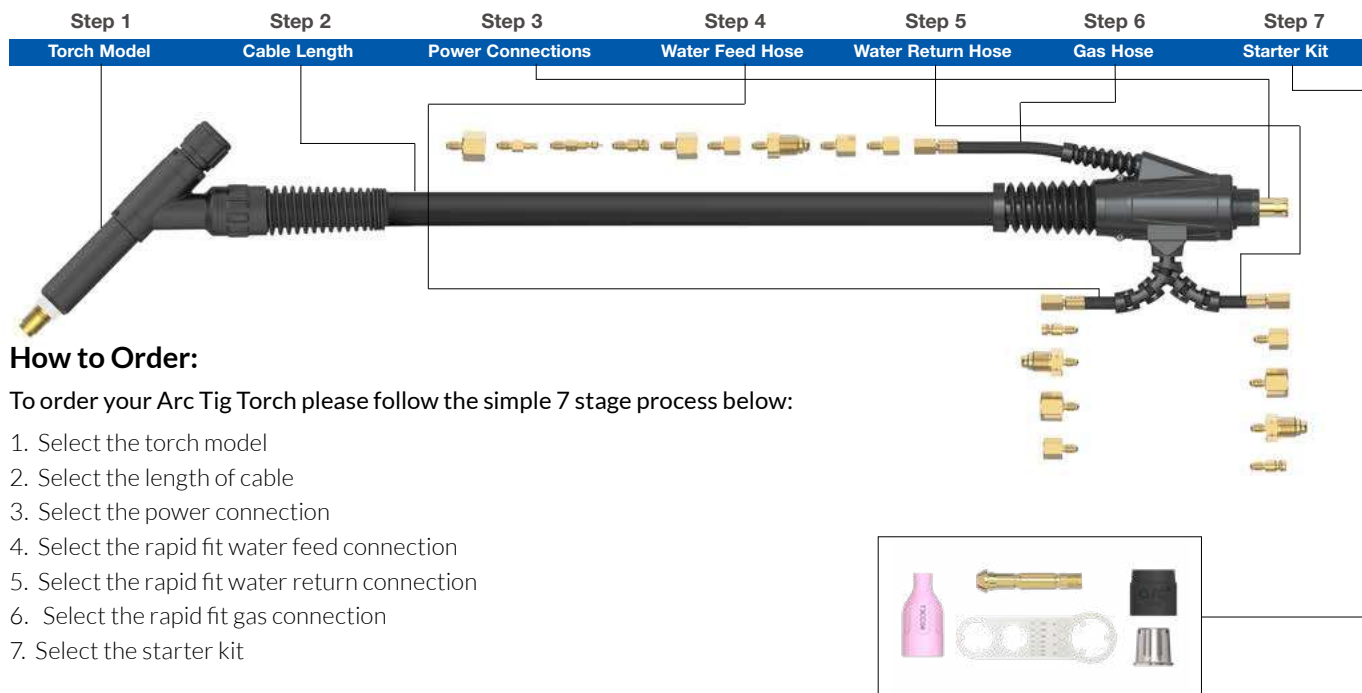
T3W-S1-4M-QD5-QWF1-QWR1-ATP1/LGL2

T3W Arc Tig Torch x 12.5ft with momentary switch, Liquid-Cooled Surelok™ QD5 1/4" BSP, QF 8.9mm water feed and return, 7 pin quick fit switch plug with large gas lens body starter kit 1.6mm-1/16".

Step 1	Step 2	Step 3	Step 4	Step 5	Step 6	Step 7	Step 8																																																																																																																							
Torch Model	Switch Option	Cable Length	Power Connections	Water Feed Hose	Water Return Hose	Switch Plug	Starter Kit																																																																																																																							
<table border="1"> <thead> <tr> <th>Code</th> <th>Description</th> </tr> </thead> <tbody> <tr><td colspan="2">Liquid-Cooled</td></tr> <tr><td>T1WLT</td><td>225A DC</td></tr> <tr><td>T1W</td><td>330A DC</td></tr> <tr><td>T3W</td><td>400A DC</td></tr> <tr><td>T4W</td><td>450A DC</td></tr> <tr><td>T5W</td><td>550A DC</td></tr> <tr><td>T1WFX</td><td>330A DC Flex</td></tr> <tr><td>T1WFXLT</td><td>225A DC Flex</td></tr> <tr><td>T3WFX</td><td>400A DC Flex</td></tr> <tr><td>T4WFX</td><td>450A DC Flex</td></tr> <tr><td>T5WFX</td><td>550A DC Flex</td></tr> </tbody> </table> <table border="1"> <thead> <tr> <th>Code</th> <th>Description</th> </tr> </thead> <tbody> <tr><td>S0</td><td>Blank Kit</td></tr> <tr><td>S1</td><td>Momentary Kit</td></tr> <tr><td>S3</td><td>3 Button Momentary Kit</td></tr> <tr><td>1KH</td><td>1 Button Momentary+1k Pot</td></tr> <tr><td>2KH</td><td>1 Button Momentary+5k Pot</td></tr> <tr><td>3KH</td><td>1 Button Momentary+10k Pot</td></tr> <tr><td>4KH</td><td>1 Button Momentary+25k Pot</td></tr> <tr><td>1TH</td><td>Maintained Switch+1k Pot</td></tr> <tr><td>2TH</td><td>Maintained Switch+5k Pot</td></tr> <tr><td>3TH</td><td>Maintained Switch+10k Pot</td></tr> <tr><td>4TH</td><td>Maintained Switch+25k Pot</td></tr> <tr><td>RK2</td><td>2 Button Rocker Switch Kit</td></tr> <tr><td>RK4</td><td>4 Button Rocker Switch Kit</td></tr> <tr><td>*DM3</td><td>Digital Control Module</td></tr> </tbody> </table>	Code	Description	Liquid-Cooled		T1WLT	225A DC	T1W	330A DC	T3W	400A DC	T4W	450A DC	T5W	550A DC	T1WFX	330A DC Flex	T1WFXLT	225A DC Flex	T3WFX	400A DC Flex	T4WFX	450A DC Flex	T5WFX	550A DC Flex	Code	Description	S0	Blank Kit	S1	Momentary Kit	S3	3 Button Momentary Kit	1KH	1 Button Momentary+1k Pot	2KH	1 Button Momentary+5k Pot	3KH	1 Button Momentary+10k Pot	4KH	1 Button Momentary+25k Pot	1TH	Maintained Switch+1k Pot	2TH	Maintained Switch+5k Pot	3TH	Maintained Switch+10k Pot	4TH	Maintained Switch+25k Pot	RK2	2 Button Rocker Switch Kit	RK4	4 Button Rocker Switch Kit	*DM3	Digital Control Module			<table border="1"> <thead> <tr> <th colspan="2">Power Connections</th> </tr> <tr> <th>Code</th> <th>Description</th> </tr> </thead> <tbody> <tr> <td>QD5</td> <td>Liquid-Cooled Surelok™ QD 1/4" BSP</td> </tr> </tbody> </table> <table border="1"> <thead> <tr> <th colspan="2"># Water Feed Hose - Rapid Fit</th> </tr> <tr> <th>Code</th> <th>Description</th> </tr> </thead> <tbody> <tr><td>QWF0</td><td>Open</td></tr> <tr><td>QWF1</td><td>Water Feed Hose c/w 8.9mm Quick Fit</td></tr> <tr><td>QWF2</td><td>Water Feed Hose c/w 5/8" UNF LH</td></tr> <tr><td>QWF3</td><td>Water Feed Hose c/w 3/8" BSP</td></tr> <tr><td>QWF4</td><td>Water Feed Hose c/w M12 x 1.0</td></tr> </tbody> </table> <table border="1"> <thead> <tr> <th colspan="2"># Water Return Hose - Rapid Fit</th> </tr> <tr> <th>Code</th> <th>Description</th> </tr> </thead> <tbody> <tr><td>QWR0</td><td>Open</td></tr> <tr><td>QWR1</td><td>Water Return Hose c/w 8.9mm Quick Fit</td></tr> <tr><td>QWR2</td><td>Water Return Hose c/w 5/8" UNF LH</td></tr> <tr><td>QWR3</td><td>Water Return Hose c/w 3/8" BSP</td></tr> <tr><td>QWR4</td><td>Water Return Hose c/w M12 x 1.0</td></tr> </tbody> </table> <table border="1"> <thead> <tr> <th>Code</th> <th>Description</th> </tr> </thead> <tbody> <tr><td>4m</td><td>12.5ft Cable</td></tr> <tr><td>8m</td><td>25ft Cable</td></tr> </tbody> </table>	Power Connections		Code	Description	QD5	Liquid-Cooled Surelok™ QD 1/4" BSP	# Water Feed Hose - Rapid Fit		Code	Description	QWF0	Open	QWF1	Water Feed Hose c/w 8.9mm Quick Fit	QWF2	Water Feed Hose c/w 5/8" UNF LH	QWF3	Water Feed Hose c/w 3/8" BSP	QWF4	Water Feed Hose c/w M12 x 1.0	# Water Return Hose - Rapid Fit		Code	Description	QWR0	Open	QWR1	Water Return Hose c/w 8.9mm Quick Fit	QWR2	Water Return Hose c/w 5/8" UNF LH	QWR3	Water Return Hose c/w 3/8" BSP	QWR4	Water Return Hose c/w M12 x 1.0	Code	Description	4m	12.5ft Cable	8m	25ft Cable			<table border="1"> <thead> <tr> <th>Code</th> <th>Description</th> </tr> </thead> <tbody> <tr><td>ATP0</td><td>Blank</td></tr> <tr><td>ATP1</td><td>7 Pin Uniarc Quick Fit</td></tr> <tr><td>ATP2</td><td>5 Pin Tuchel Plug Quick Fit</td></tr> <tr><td>ATP3</td><td>3 Pin XS12 Series Plug Quick Fit</td></tr> <tr><td>ATP4</td><td>5 Pin Amphenol Plug Quick Fit</td></tr> <tr><td>ATP5</td><td>6 Pin Amphenol Plug Quick Fit</td></tr> <tr><td>ATP6</td><td>7 Pin WS16 Series Plug Quick Fit</td></tr> <tr><td>ATP7</td><td>14 Pin Amphenol Plug Quick Fit</td></tr> <tr><td>ATP8</td><td>9 Pin SP21 Series Plug Quick Fit</td></tr> <tr><td>ATP9</td><td>5 Pin WS16 Series Plug Quick Fit</td></tr> <tr><td>ATP10</td><td>9 Pin Tuchel Plug Quick Fit</td></tr> <tr><td>ATP15</td><td>7 Pin Amphenol Plug Quick Fit</td></tr> </tbody> </table> <p>Starter Kit</p> <p>Please refer to Page 50 for starter kits</p>	Code	Description	ATP0	Blank	ATP1	7 Pin Uniarc Quick Fit	ATP2	5 Pin Tuchel Plug Quick Fit	ATP3	3 Pin XS12 Series Plug Quick Fit	ATP4	5 Pin Amphenol Plug Quick Fit	ATP5	6 Pin Amphenol Plug Quick Fit	ATP6	7 Pin WS16 Series Plug Quick Fit	ATP7	14 Pin Amphenol Plug Quick Fit	ATP8	9 Pin SP21 Series Plug Quick Fit	ATP9	5 Pin WS16 Series Plug Quick Fit	ATP10	9 Pin Tuchel Plug Quick Fit	ATP15	7 Pin Amphenol Plug Quick Fit
Code	Description																																																																																																																													
Liquid-Cooled																																																																																																																														
T1WLT	225A DC																																																																																																																													
T1W	330A DC																																																																																																																													
T3W	400A DC																																																																																																																													
T4W	450A DC																																																																																																																													
T5W	550A DC																																																																																																																													
T1WFX	330A DC Flex																																																																																																																													
T1WFXLT	225A DC Flex																																																																																																																													
T3WFX	400A DC Flex																																																																																																																													
T4WFX	450A DC Flex																																																																																																																													
T5WFX	550A DC Flex																																																																																																																													
Code	Description																																																																																																																													
S0	Blank Kit																																																																																																																													
S1	Momentary Kit																																																																																																																													
S3	3 Button Momentary Kit																																																																																																																													
1KH	1 Button Momentary+1k Pot																																																																																																																													
2KH	1 Button Momentary+5k Pot																																																																																																																													
3KH	1 Button Momentary+10k Pot																																																																																																																													
4KH	1 Button Momentary+25k Pot																																																																																																																													
1TH	Maintained Switch+1k Pot																																																																																																																													
2TH	Maintained Switch+5k Pot																																																																																																																													
3TH	Maintained Switch+10k Pot																																																																																																																													
4TH	Maintained Switch+25k Pot																																																																																																																													
RK2	2 Button Rocker Switch Kit																																																																																																																													
RK4	4 Button Rocker Switch Kit																																																																																																																													
*DM3	Digital Control Module																																																																																																																													
Power Connections																																																																																																																														
Code	Description																																																																																																																													
QD5	Liquid-Cooled Surelok™ QD 1/4" BSP																																																																																																																													
# Water Feed Hose - Rapid Fit																																																																																																																														
Code	Description																																																																																																																													
QWF0	Open																																																																																																																													
QWF1	Water Feed Hose c/w 8.9mm Quick Fit																																																																																																																													
QWF2	Water Feed Hose c/w 5/8" UNF LH																																																																																																																													
QWF3	Water Feed Hose c/w 3/8" BSP																																																																																																																													
QWF4	Water Feed Hose c/w M12 x 1.0																																																																																																																													
# Water Return Hose - Rapid Fit																																																																																																																														
Code	Description																																																																																																																													
QWR0	Open																																																																																																																													
QWR1	Water Return Hose c/w 8.9mm Quick Fit																																																																																																																													
QWR2	Water Return Hose c/w 5/8" UNF LH																																																																																																																													
QWR3	Water Return Hose c/w 3/8" BSP																																																																																																																													
QWR4	Water Return Hose c/w M12 x 1.0																																																																																																																													
Code	Description																																																																																																																													
4m	12.5ft Cable																																																																																																																													
8m	25ft Cable																																																																																																																													
Code	Description																																																																																																																													
ATP0	Blank																																																																																																																													
ATP1	7 Pin Uniarc Quick Fit																																																																																																																													
ATP2	5 Pin Tuchel Plug Quick Fit																																																																																																																													
ATP3	3 Pin XS12 Series Plug Quick Fit																																																																																																																													
ATP4	5 Pin Amphenol Plug Quick Fit																																																																																																																													
ATP5	6 Pin Amphenol Plug Quick Fit																																																																																																																													
ATP6	7 Pin WS16 Series Plug Quick Fit																																																																																																																													
ATP7	14 Pin Amphenol Plug Quick Fit																																																																																																																													
ATP8	9 Pin SP21 Series Plug Quick Fit																																																																																																																													
ATP9	5 Pin WS16 Series Plug Quick Fit																																																																																																																													
ATP10	9 Pin Tuchel Plug Quick Fit																																																																																																																													
ATP15	7 Pin Amphenol Plug Quick Fit																																																																																																																													

*Requires digital software systems integration

Surelok™ Liquid-Cooled Terminations



How to Order:

To order your Arc Tig Torch please follow the simple 7 stage process below:

1. Select the torch model
2. Select the length of cable
3. Select the power connection
4. Select the rapid fit water feed connection
5. Select the rapid fit water return connection
6. Select the rapid fit gas connection
7. Select the starter kit

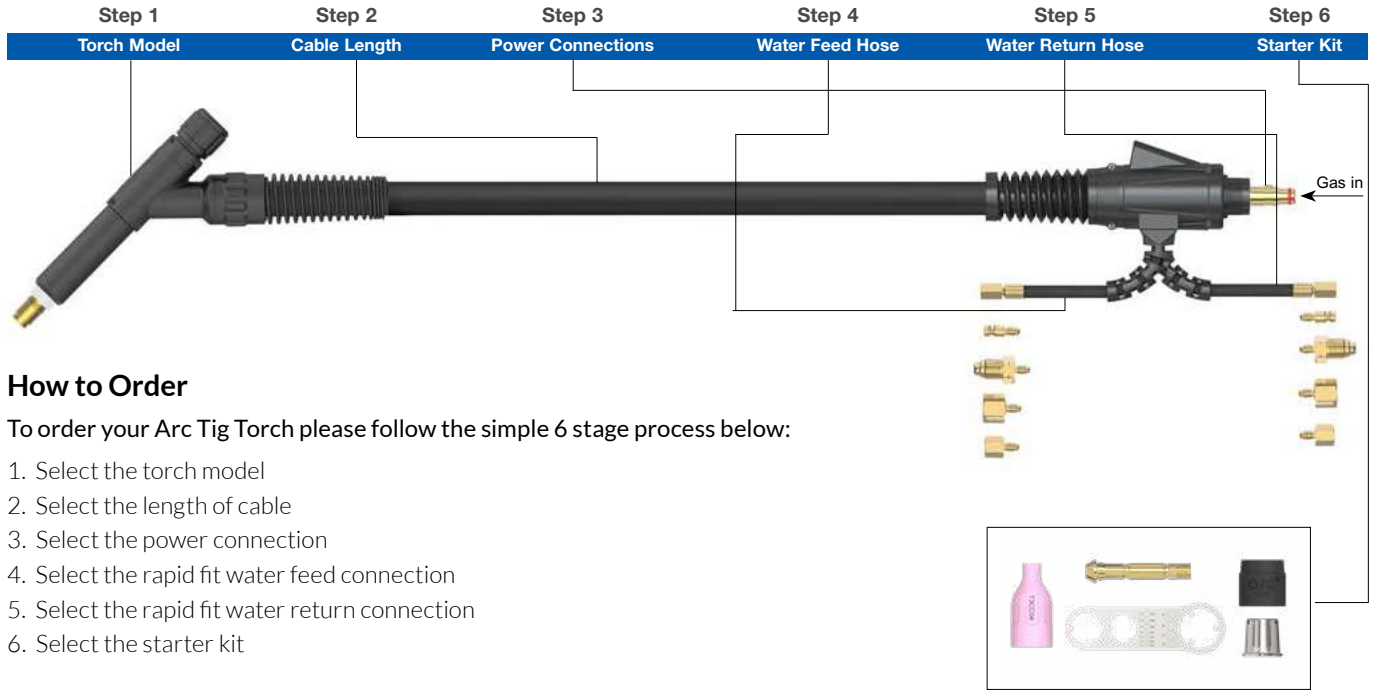
Example:

T5WA-4M-SL-QWF1-QWR1-QGS5-MCB2-AUTO

T5WA Arc Tig Auto Torch x 12.5ft ,Large Dinse Liquid-Cooled Surelok™ style 1/4" BSP Gas, QF 8.9mm water feed and return, with Auto Torch medium collet body starter kit 1.6mm-1/16".

Step 1 Torch Model		Step 2 Cable Length	Step 3 Power Connections		Step 4 Water Feed Hose	Step 5 Water Return Hose	Step 6 Gas Hose	Step 7 Starter Kit
Code	Description		Power Connections				# Gas Supply Hose - Rapid Fit	
Liquid-Cooled			Code	Description			Code	Description
T5WA	550A DC		SL1625	Small Dinse Surelok™ Style			QGS0	Open
			SL	Large Dinse Surelok™ Style			QGS1	Gas Supply Hose c/w 3/8" BSP
							QGS2	Gas Supply Hose c/w 5.0mm Quick Fit
							QGS3	Gas Supply Hose c/w 5.95mm Quick Fit
							QGS4	Gas Supply Hose c/w 8.9mm Quick Fit
							QGS5	Gas Supply Hose c/w 1/4" BSP
							QGS6	Gas Supply Hose c/w M10 x 1.0
							QGS7	Gas Supply Hose c/w 5/8" UNF RH
							QGS8	Gas Supply Hose c/w M12 x 1.0
							QGS9	Gas Supply Hose c/w 1/8" BSP
Code	Description		# Water Feed Hose - Rapid Fit					
4m	12.5ft Cable		Code	Description				
8m	25ft Cable		QWF0	Open				
			QWF1	Water Feed Hose c/w 8.9mm Quick Fit				
			QWF2	Water Feed Hose c/w 5/8" UNF LH				
			QWF3	Water Feed Hose c/w 3/8" BSP				
			QWF4	Water Feed Hose c/w M12 x 1.0				
			# Water Return Hose - Rapid Fit					
			Code	Description				
			QWR0	Open				
			QWR1	Water Return Hose c/w 8.9mm Quick Fit				
			QWR2	Water Return Hose c/w 5/8" UNF LH				
			QWR3	Water Return Hose c/w 3/8" BSP				
			QWR4	Water Return Hose c/w M12 x 1.0				
							Starter Kit	
								Please refer to Page 50 for starter kits

Surelok™ GT Liquid-Cooled Terminations



How to Order

To order your Arc Tig Torch please follow the simple 6 stage process below:

1. Select the torch model
2. Select the length of cable
3. Select the power connection
4. Select the rapid fit water feed connection
5. Select the rapid fit water return connection
6. Select the starter kit

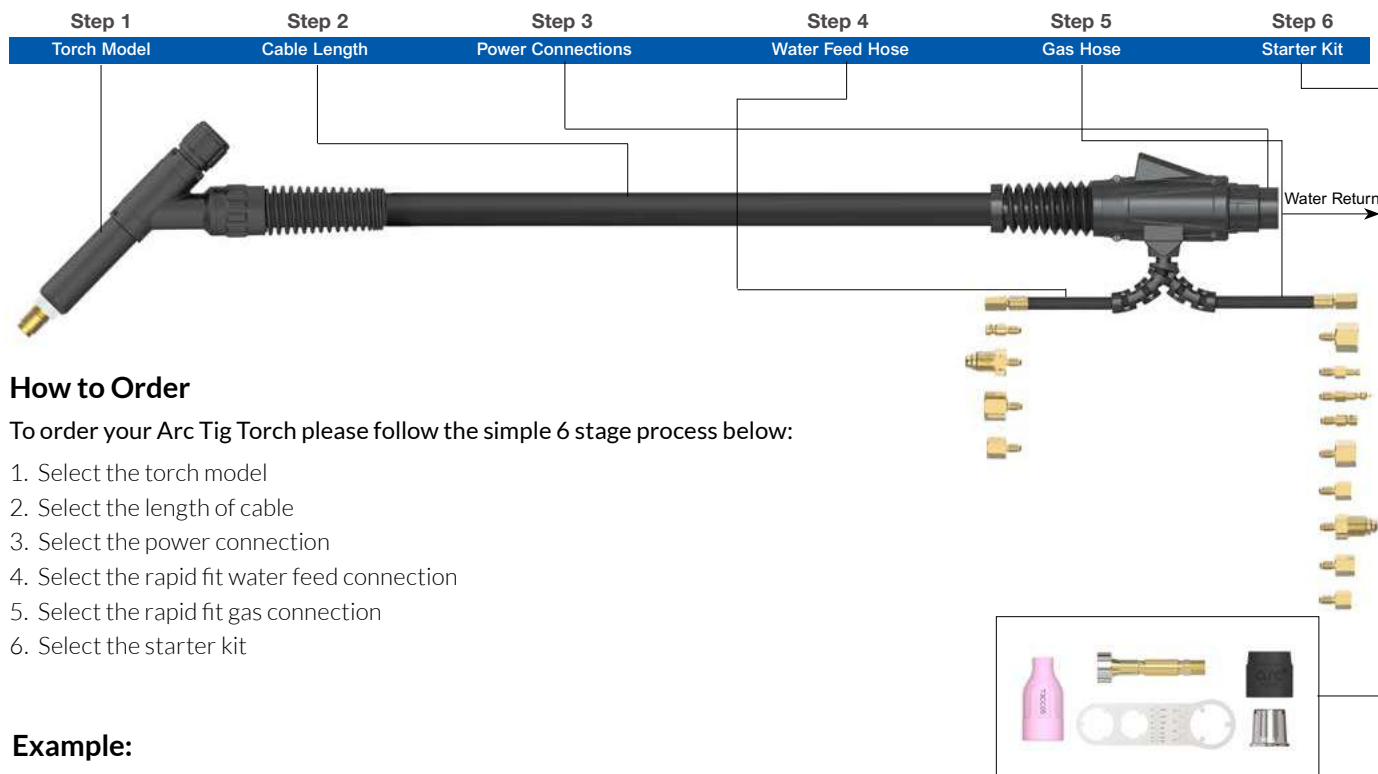
Example:

T5WA-4M-GT-QWF1-QWR1-MCB2-AUTO

T5WA Arc Tig Auto Torch x 12.5ft, large Dinse Liquid-Cooled Surelok™ GT Gas Through Style , QF 8.9mm water feed and return, Auto Torch medium collet body starter kit 1.6mm-1/16".

Step 1 Torch Model		Step 2 Cable Length	Step 3 Power Connections		Step 4 Water Feed Hose	Step 5 Water Return Hose	Step 6 Starter Kit
Code	Description		Power Connections				
Liquid-Cooled			Code				
T5WA	550A DC		GT				
			Large Dinse Gas Through Surelok™ Style				
			# Water Feed Hose - Rapid Fit				
Code	Description		Code				
4m	12.5ft Cable		QWF0				
8m	25ft Cable		QWF1				
			QWF2				
			QWF3				
			QWF4				
			Water Feed Hose c/w 8.9mm Quick Fit				
			Water Feed Hose c/w 5/8" UNF LH				
			Water Feed Hose c/w 3/8" BSP				
			Water Feed Hose c/w M12 x 1.0				
			# Water Return Hose - Rapid Fit				
			Code				
			QWR0				
			QWR1				
			QWR2				
			QWR3				
			QWR4				
			Water Return Hose c/w 8.9mm Quick Fit				
			Water Return Hose c/w 5/8" UNF LH				
			Water Return Hose c/w 3/8" BSP				
			Water Return Hose c/w M12 x 1.0				
			Starter Kit				
							Please refer to Page 50 for starter kits

Surelok™ QD Liquid-Cooled Terminations



How to Order

To order your Arc Tig Torch please follow the simple 6 stage process below:

1. Select the torch model
2. Select the length of cable
3. Select the power connection
4. Select the rapid fit water feed connection
5. Select the rapid fit gas connection
6. Select the starter kit

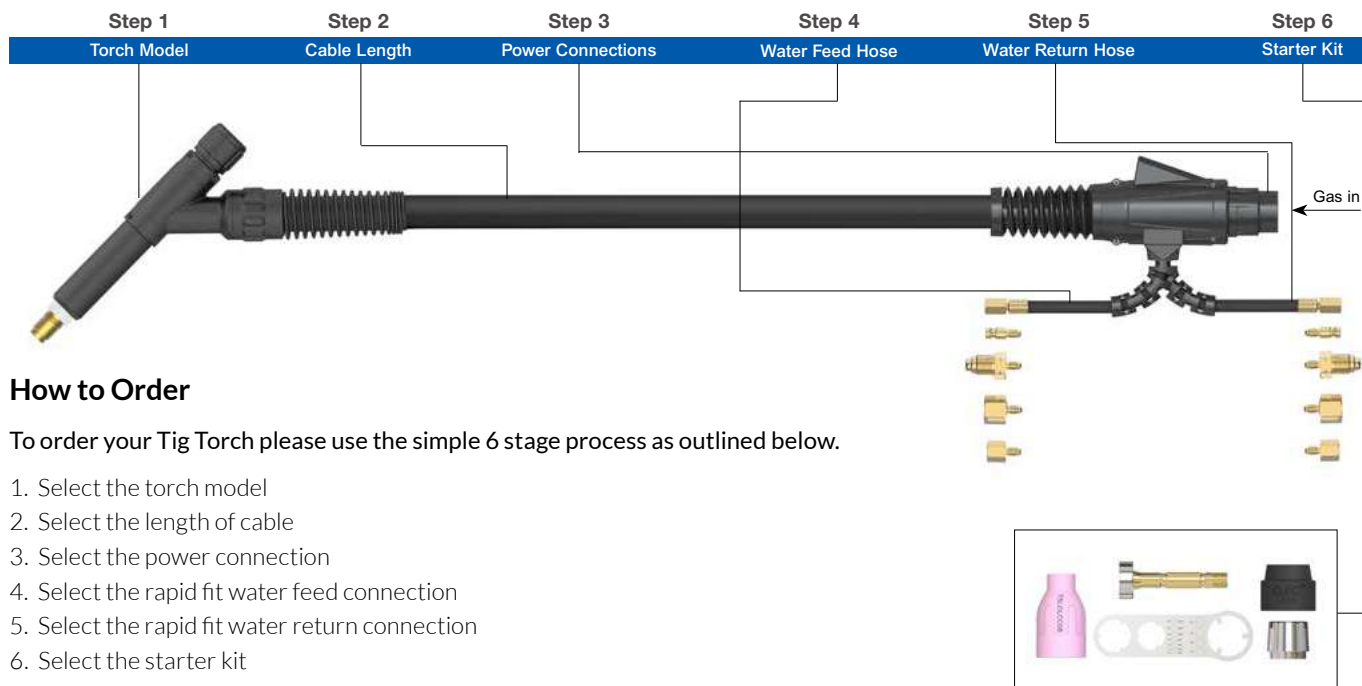
Example:

T5WA-4M-QD1-QWF1-QGS5-MGL2-AUTO

T5WA Arc Tig Auto Torch x 12.5ft, Liquid-Cooled Surelok™ QD 1/4" BSP, QF 8.9mm water feed, 1/4" BSP Gas Supply, with Auto torch medium gas lens body starter kit 1.6mm-1/16".

Step 1 Torch Model		Step 2 Cable Length	Step 3 Power Connections	Step 4 Water Feed Hose	Step 5 Gas Hose	Step 6 Starter Kit
Code	Description		Power Connections			
Liquid-Cooled			Code	Description		
T5WA	550A DC		QD1	Surelok™ QD 1/4" BSP		
			QD2	Surelok™ QD 3/8" BSP		
			QD3	Surelok™ QD M12 x 1.0		
			QD4	Surelok™ QD M16 x 1.5		
			# Water Feed Hose - Rapid Fit			
Code	Description		Code	Description		
4m	12.5ft Cable		QWF0	Open		
8m	25ft Cable		QWF1	Water Feed Hose c/w 8.9mm Quick Fit		
			QWF2	Water Feed Hose c/w 5/8" UNF LH		
			QWF3	Water Feed Hose c/w 3/8" BSP		
			QWF4	Water Feed Hose c/w M12 x 1.0		
			# Gas Supply Hose - Rapid Fit			
			Code	Description		
			QGS0	Open		
			QGS1	Gas Supply Hose c/w 3/8" BSP		
			QGS2	Gas Supply Hose c/w 5.0mm Quick Fit		
			QGS3	Gas Supply Hose c/w 5.95mm Quick Fit		
			QGS4	Gas Supply Hose c/w 8.9mm Quick Fit		
			QGS5	Gas Supply Hose c/w 1/4" BSP		
			QGS6	Gas Supply Hose c/w M10 x 1.0		
			QGS7	Gas Supply Hose c/w 5/8" UNF RH		
			QGS8	Gas Supply Hose c/w M12 x 1.0		
			QGS9	Gas Supply Hose c/w 1/8" BSP		
				Starter Kit		
						Please refer to Page 50 for starter kits

Surelok™ QD5 Liquid-Cooled Terminations



How to Order

To order your Tig Torch please use the simple 6 stage process as outlined below.

1. Select the torch model
2. Select the length of cable
3. Select the power connection
4. Select the rapid fit water feed connection
5. Select the rapid fit water return connection
6. Select the starter kit

Example:

T5WA-4M-QD5-QWF1-QWR1-LGL2-AUTO

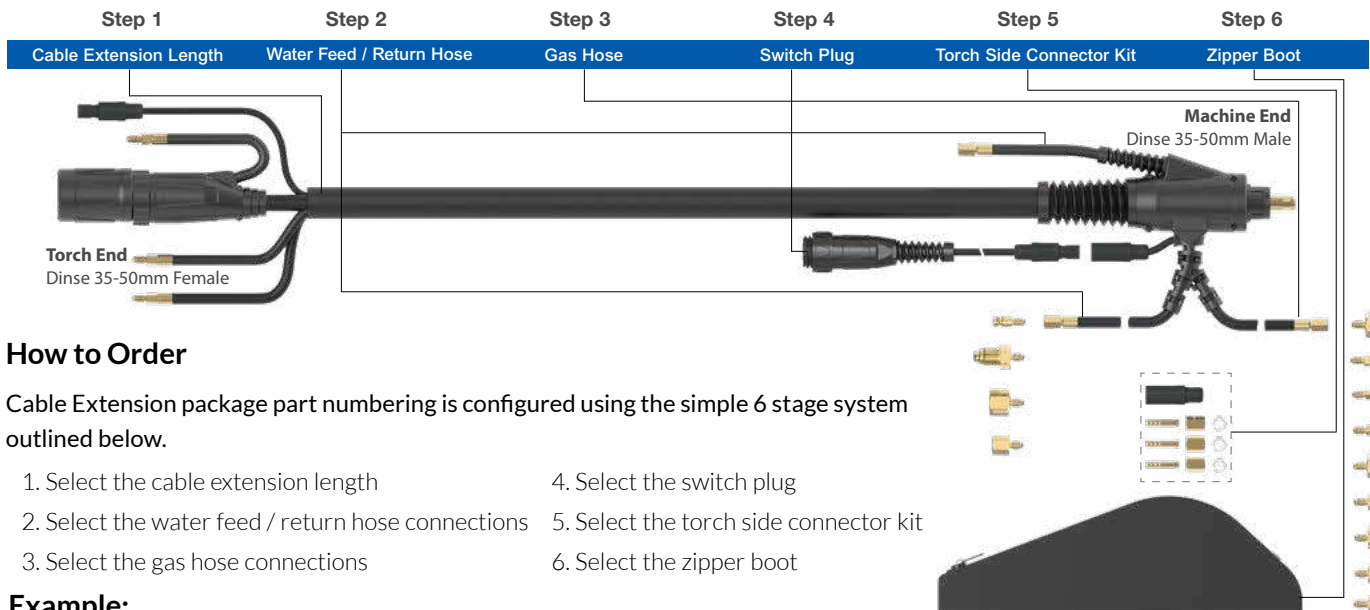
T5WA Arc Tig Auto Torch x 12.5ft , Liquid-Cooled Surelok™ QD5 1/4" BSP, QF 8.9mm water feed and return, Auto Torch large gas lens body starter kit 1.6mm-1/16".

Step 1 Torch Model		Step 2 Cable Length	Step 3 Power Connections		Step 4 Water Feed Hose	Step 5 Water Return Hose	Step 6 Starter Kit
Code	Description		Power Connections				
Liquid-Cooled			Code				
T5WA	550A DC		Description				
			QD5				
			Liquid-Cooled Surelok™ QD 1/4" BSP				
			# Water Feed Hose - Rapid Fit				
Code	Description		Code				
4m	12.5ft Cable		QWF0				
8m	25ft Cable		QWF1				
			QWF2				
			QWF3				
			QWF4				
			Water Feed Hose c/w 8.9mm Quick Fit				
			Water Feed Hose c/w 5/8" UNF LH				
			Water Feed Hose c/w 3/8" BSP				
			Water Feed Hose c/w M12 x 1.0				
			# Water Return Hose - Rapid Fit				
			Code				
			QWR0				
			QWR1				
			QWR2				
			QWR3				
			QWR4				
			Water Return Hose c/w 8.9mm Quick Fit				
			Water Return Hose c/w 5/8" UNF LH				
			Water Return Hose c/w 3/8" BSP				
			Water Return Hose c/w M12 x 1.0				
			Starter Kit				
			Please refer to Page 50 for starter kits				

LIQUID-COOLED CABLE EXTENSION CONFIGURATOR



MAKE WORK
LIFE EASIER



How to Order

Cable Extension package part numbering is configured using the simple 6 stage system outlined below.

1. Select the cable extension length
2. Select the water feed / return hose connections
3. Select the gas hose connections
4. Select the switch plug
5. Select the torch side connector kit
6. Select the zipper boot

Example:

ATWCESL8M-QW3-QG1-ATP0-KT0-BT0

Liquid-Cooled Cable Extension Assembly Surelok End, Water Hose 3/8" BSP, Gas Hose 3/8" BSP x 8mt

Step 1		Step 2		Step 3		Step 4		Step 5		Step 6	
Cable Extension Length		Water Feed / Return Hose		Gas Hose		Switch Plug		Torch Side Connector Kit		Zipper Boot	
Code	Description	Code	Description	Code	Description	Code	Description	Code	Description	Code	Description
ATWCESL8M	Liquid-Cooled Cable Extension 8mt	QW0	Water Hose Universal Adapter	QG0	Gas Hose c/w Universal Adapter	ATP0	Blank	KT0	No Torch Side Connector Kit	BT0	No Zipper Boot
ATWCESL16M	Liquid-Cooled Cable Extension 16mt	QW1	Water Hose c/w 8.9mm Quick Fit	QG1	Gas Supply Hose c/w 3/8" BSP	ATP1	7 Pin Uniarc Quick Fit	KT1	Torch Side Connector Kit	BT1	Zipper Boot
		QW2	Water Hose c/w 5/8" UNF LH	QG2	Gas Supply Hose c/w 5.0mm Quick Fit	ATP2	5 Pin Tuchel Plug Quick Fit				
		QW3	Water Hose c/w 3/8" BSP	QG3	Gas Supply Hose c/w 5.95mm Quick Fit	ATP3	3 Pin XS12 Series Plug Quick Fit				
		QW4	Water Hose c/w M12 x 1.0	QG4	Gas Supply Hose c/w 8.9mm Quick Fit	ATP4	5 Pin Amphenol Plug Quick Fit				
				QG5	Gas Supply Hose c/w 1/4" BSP	ATP5	6 Pin Amphenol Plug Quick Fit	ATP8	9 Pin SP21 Series Plug Quick Fit		
				QG6	Gas Supply Hose c/w M10 x 1.0	ATP6	7 Pin WS16 Series Plug Quick Fit	ATP9	5 Pin WS16 Series Plug Quick Fit		
				QG7	Gas Supply Hose c/w 5/8" UNF RH	ATP7	14 Pin Amphenol Plug Quick Fit	ATP10	9 Pin Tuchel Plug Quick Fit		
				QG8	Gas Supply Hose c/w M12 x 1.0			ATP15	7 Pin Amphenol Plug Quick Fit		
				QG9	Gas Supply Hose c/w 1/8" BSP						

Technical Data

Cable Extension Length	8mt	8mt	16mt	16mt
Torch Length	4mt	8mt	8mt	16mt
Total Length	12mt	16mt	24mt	32mt
Cooling Method	Liquid-Cooled	Liquid-Cooled	Liquid-Cooled	Liquid-Cooled
Rating:	DC	540A	480A	400A
	AC	375A	335A	280A
Duty Cycle:	60%	60%	60%	60%
Minimum Water Flow	1.6 l/min	1.5 l/min	1.2 l/min	1.2 l/min
Minimum Water Inlet Pressure	2.5 Bar	2.5 Bar	2.5 Bar	2.5 Bar
Minimum Cooling Requirements	1600W	1600W	1600W	1600W
Maximum Water Inlet Pressure	5.0 Bar	5.0 Bar	5.0 Bar	5.0 Bar
Maximum Water Inlet Temperature	50°C	50°C	50°C	50°C

WEAR PARTS SET-UP OVERVIEW

T1/T1W Series

Standard Nozzle Collet Body Set-Up

Recommended Set-up Parameters for Steel and Aluminium



Nozzle Size	Bore Size	Suggested Gas Flow Rate	Maximum Tungsten Stick-out	Ceramic Nozzle		Quartz Option		Tungsten Size					
				1.0	1.6	2.4	3.2	4.0	4.8	6.4			
4	6mm 1/4"	6 l/min	8mm	●	●	●	●	●	●	●	●	●	●
5	8mm 5/16"	6 l/min	8mm	●	●	●	●	●	●	●	●	●	●
6	10mm 3/8"	7 l/min	10mm	●	●	●	●	●	●	●	●	●	●
7	11mm 7/16"	8 l/min	10mm	●	●	●	●	●	●	●	●	●	●
8	12mm 1/2"	8 l/min	10mm	●	●	●	●	●	●	●	●	●	●
10	15mm 5/8"	10 l/min	13mm	●	●	●	●	●	●	●	●	●	●

Note: Maximum recommended tungsten for Quartz option is 3.2mm.
Quartz cups can be used for Aluminium welding but only in short runs
Please refer to Page 68 for recommended Tungsten parameters.

Standard Nozzle Gas Lens Collet Body Set-Up

Recommended Set-up Parameters for Stainless Steel, Steel and Aluminium



Nozzle Size	Bore Size	Suggested Gas Flow Rate	Maximum Tungsten Stick-out	Ceramic Nozzle		Quartz Option		Tungsten Size					
				1.0	1.6	2.4	3.2	4.0	4.8	6.4			
4	6mm 1/4"	5 l/min	10mm	●	●	●	●	●	●	●	●	●	●
5	8mm 5/16"	6 l/min	10mm	●	●	●	●	●	●	●	●	●	●
6	10mm 3/8"	7 l/min	13mm	●	●	●	●	●	●	●	●	●	●
7	11mm 7/16"	8 l/min	14mm	●	●	●	●	●	●	●	●	●	●
8	12mm 1/2"	8 l/min	15mm	●	●	●	●	●	●	●	●	●	●
10	15mm 5/8"	10 l/min	15mm	●	●	●	●	●	●	●	●	●	●

Note: Maximum recommended tungsten for Quartz option is 3.2mm.
Quartz cups can be used for Aluminium welding but only in short runs
Please refer to Page 68 for recommended Tungsten parameters.

Short Nozzle Collet Body Set-up

Recommended Set-up Parameters for Steel and Aluminium



Nozzle Size	Bore Size	Suggested Gas Flow Rate	Maximum Tungsten Stick-out	Ceramic Nozzle		Quartz Option		Tungsten Size					
				1.0	1.6	2.4	3.2	4.0	4.8	6.4			
5	8mm 5/16"	6 l/min	8mm	●	●	●	●	●	●	●	●	●	●
7	11mm 7/16"	8 l/min	8mm	●	●	●	●	●	●	●	●	●	●
10	15mm 5/8"	10 l/min	10mm	●	●	●	●	●	●	●	●	●	●

Short Nozzle Gas Lens Collet Body Set-Up

Recommended Set-up Parameters for Stainless Steel, Steel and Aluminium



Nozzle Size	Bore Size	Suggested Gas Flow Rate	Maximum Tungsten Stick-out	Ceramic Nozzle		Quartz Option		Tungsten Size					
				1.0	1.6	2.4	3.2	4.0	4.8	6.4			
5	8mm 5/16"	6 l/min	10mm	●	●	●	●	●	●	●	●	●	●
7	11mm 7/16"	8 l/min	10mm	●	●	●	●	●	●	●	●	●	●
10	15mm 5/8"	10 l/min	10mm	●	●	●	●	●	●	●	●	●	●

WEAR PARTS SET-UP OVERVIEW

T1/T1W Series



Super Series Nozzle Super Series Gas Lens Collet Body Set-up

Recommended Set-up Parameters for Stainless Steel, Steel, Aluminium and Titanium

Nozzle Size	Bore Size	Suggested Gas Flow Rate	Maximum Tungsten Stick-out	Ceramic Nozzle	Quartz Option	Tungsten Size						
						1.0	1.6	2.4	3.2	4.0	4.8	6.4
12	20mm 3/4"	12 l/min	25mm	●	●	●	●	●	●	●	●	●
14	23mm 15/16"	12 l/min	25mm	●	●	●	●	●	●	●	●	●
18	28mm 1-1/10"	15 l/min	35mm	●	●	●	●	●	●	●	●	●

Note: Maximum recommended tungsten for Quartz option is 3.2mm.
 The Tungsten stick out should be minimum 10mm for aluminium welding
 Quartz cups can be used for Aluminium welding but only in short runs
 150A DC max amps with 1/16"-1.6mm tungsten.
 200A DC max amps with 3/32"-2.4mm tungsten.
 240A DC max amps with 1/8"-3.2mm tungsten.
 Prevent arc starting from gauze.
 Start arc at low Amp.
 Please refer to Page 68 for recommended Tungsten parameters.

T2/T3W/T4W



Standard Nozzle Collet Body Set-Up

Recommended Set-up Parameters for Steel and Aluminium

Nozzle Size	Bore Size	Suggested Gas Flow Rate	Maximum Tungsten Stick-out	Ceramic Nozzle	Quartz Option	Tungsten Size						
						1.0	1.6	2.4	3.2	4.0	4.8	6.4
4	6mm 1/4"	6 l/min	10mm	●	●	●	●	●	●	●	●	●
5	8mm 5/16"	6 l/min	10mm	●	●	●	●	●	●	●	●	●
6	10mm 3/8"	7 l/min	11mm	●	●	●	●	●	●	●	●	●
7	11mm 7/16"	7 l/min	12mm	●	●	●	●	●	●	●	●	●
8	12mm 1/2"	10 l/min	13mm	●	●	●	●	●	●	●	●	●
10	15mm 5/8"	12 l/min	15mm	●	●	●	●	●	●	●	●	●

Note: Maximum recommended tungsten for Quartz option is 3.2mm.
 Quartz cups can be used for Aluminium welding but only in short runs
 Please refer to Page 68 for recommended Tungsten parameters.

Standard Nozzle Gas Lens Collet Body Set-Up

Recommended Set-up Parameters for Stainless Steel, Steel and Aluminium



Nozzle Size	Bore Size	Suggested Gas Flow Rate	Maximum Tungsten Stick-out	Ceramic Nozzle	Quartz Option	Tungsten Size						
						1.0	1.6	2.4	3.2	4.0	4.8	6.4
4	6mm 1/4"	5 l/min	10mm	●	●	●	●	●	●	●	●	●
5	8mm 5/16"	6 l/min	10mm	●	●	●	●	●	●	●	●	●
6	10mm 3/8"	7 l/min	13mm	●	●	●	●	●	●	●	●	●
7	11mm 7/16"	7 l/min	14mm	●	●	●	●	●	●	●	●	●
8	12mm 1/2"	8 l/min	15mm	●	●	●	●	●	●	●	●	●
10	15mm 5/8"	10 l/min	20mm	●	●	●	●	●	●	●	●	●

Note: Maximum recommended tungsten for Quartz option is 3.2mm.
 Quartz cups can be used for Aluminium welding but only in short runs
 Please refer to Page 68 for recommended Tungsten parameters.

WEAR PARTS SET-UP OVERVIEW



MAKE WORK
LIFE EASIER

T2/T3W/T4W

Super Series Nozzle Super Series Gas Lens Collet Body Set-Up

Recommended Set-up Parameters for Titanium, Stainless Steel, Steel, Aluminium



Nozzle Size	Bore Size	Suggested Gas Flow Rate	Maximum Tungsten Stick-out	Ceramic Nozzle	Quartz Option	Tungsten Size						
						1.0	1.6	2.4	3.2	4.0	4.8	6.4
12	20mm 3/4"	12 l/min	25mm	●	●	●	●	●	●	●	●	●
14	23mm 15/16"	12 l/min	25mm	●	●	●	●	●	●	●	●	●
18	28mm 1-1/10"	15 l/min	35mm	●	●	●	●	●	●	●	●	●
24	38mm 1-1/2"	20 l/min	55mm	●	●	●	●	●	●	●	●	●

Note: Maximum recommended tungsten for Quartz option is 3.2mm.
 The Tungsten stick out should be minimum 10mm for Aluminium welding
 Quartz cups can be used for Aluminium welding but only in short runs
 150A DC max amps with 1/16"-1.6mm tungsten.
 200A DC max amps with 3/32"-2.4mm tungsten.
 240A DC max amps with 1/8"-3.2mm tungsten.
 Prevent arc starting from gauze.
 Start arc at low amp.
 Please refer to Page 68 for recommended Tungsten parameters..

T3/T5W/T5WA

Standard Nozzle Collet Body Set-Up

Recommended Set-up Parameters for Steel and Aluminium



Nozzle Size	Bore Size	Suggested Gas Flow Rate	Maximum Tungsten Stick-out	Ceramic Nozzle	Quartz Option	Tungsten Size						
						1.0	1.6	2.4	3.2	4.0	4.8	6.4
4	6mm 1/4"	6 l/min	10mm	●	●	●	●	●	●	●	●	●
5	8mm 5/16"	6 l/min	10mm	●	●	●	●	●	●	●	●	●
6	10mm 3/8"	7 l/min	11mm	●	●	●	●	●	●	●	●	●
7	11mm 7/16"	7 l/min	12mm	●	●	●	●	●	●	●	●	●
8	12mm 1/2"	10 l/min	13mm	●	●	●	●	●	●	●	●	●
10	15mm 5/8"	12 l/min	15mm	●	●	●	●	●	●	●	●	●
12	19mm 3/4"	15 l/min	18mm	●	●	●	●	●	●	●	●	●

Note: Maximum recommended tungsten for Quartz option is 3.2mm.
 Note: Quartz cups can be used for Aluminium welding but only in short runs
 Note: Please refer to Page 68 for recommended Tungsten parameters.

Standard Nozzle Gas Lens Collet Body Set-Up

Recommended Set-up Parameters for Stainless Steel, Steel and Aluminium



Nozzle Size	Bore Size	Suggested Gas Flow Rate	Maximum Tungsten Stick-out	Ceramic Nozzle	Quartz Option	Tungsten Size						
						1.0	1.6	2.4	3.2	4.0	4.8	6.4
4	6mm 1/4"	5 l/min	10mm	●	●	●	●	●	●	●	●	●
5	8mm 5/16"	6 l/min	10mm	●	●	●	●	●	●	●	●	●
6	10mm 3/8"	7 l/min	13mm	●	●	●	●	●	●	●	●	●
7	11mm 7/16"	7 l/min	14mm	●	●	●	●	●	●	●	●	●
8	12mm 1/2"	8 l/min	15mm	●	●	●	●	●	●	●	●	●
10	15mm 5/8"	10 l/min	20mm	●	●	●	●	●	●	●	●	●
12	19mm 3/4"	13 l/min	20mm	●	●	●	●	●	●	●	●	●

Note: Maximum recommended tungsten for Quartz option is 3.2mm.
 Quartz cups can be used for Aluminium welding but only in short runs
 Please refer to Page 68 for recommended Tungsten parameters.

WEAR PARTS SET-UP OVERVIEW

T3/T5W/T5WA

Large Gas Lens Nozzle Large Gas Lens Collet Body Set-Up

Recommended Set-up Parameters for Stainless Steel, Steel and Aluminium



Nozzle Size	Bore Size	Suggested Gas Flow Rate	Maximum Tungsten Stick-out	Ceramic Nozzle	Quartz Option	Tungsten Size						
						1.0	1.6	2.4	3.2	4.0	4.8	6.4
8	12mm 1/2"	8 l/min	15mm	●	●	●	●	●	●	●	●	●
10	15mm 5/8"	10 l/min	20mm	●	●	●	●	●	●	●	●	●
12	19mm 3/4"	13 l/min	20mm	●	●	●	●	●	●	●	●	●
14	24mm 15/16"	15 l/min	25mm	●	●	●	●	●	●	●	●	●

Note: Please refer to Page 68 for recommended Tungsten parameters.
The Tungsten stick out should be minimum 10mm for Aluminium welding

Super Series Nozzle Super Series Gas Lens Collet Body Set-Up

Recommended Set-up Parameters for Titanium, Stainless Steel, Steel, Aluminium



Nozzle Size	Bore Size	Suggested Gas Flow Rate	Maximum Tungsten Stick-out	Ceramic Nozzle	Quartz Option	Tungsten Size						
						1.0	1.6	2.4	3.2	4.0	4.8	6.4
14	23mm 15/16"	12 l/min	25mm	●	●	●	●	●	●	●	●	●
18	28mm 1-1/10"	15 l/min	35mm	●	●	●	●	●	●	●	●	●
24	38mm 1-1/2"	20 l/min	55mm	●	●	●	●	●	●	●	●	●

Note: Maximum recommended tungsten for Quartz option is 3.2mm.
The Tungsten stick out should be minimum 10mm for Aluminium welding
Quartz cups can be used for Aluminium welding but only in short runs
150A DC max amps with 1/16"-1.6mm tungsten.
200A DC max amps with 3/32"-2.4mm tungsten.
240A DC max amps with 1/8"-3.2mm tungsten.
Prevent arc starting from gauze.
Start arc at low amp.
Please refer to Page 68 for recommended Tungsten parameters.

Lasts
5 Times
Longer!

Ceramic Cups



Part No.	Description	Size	Bore A		T1 / T1FX Series	T2 / T2FX	T3 / T3FX	T1W / T1WFX	T3W / T3WFX	T4W / T4WFX	T5W / T5WFX	T5WA
T1CC04	Ceramic Cup	4	6mm	1/4"	●	●	●	●	●	●	●	●
T1CC05	Ceramic Cup	5	8mm	5/16"	●	●	●	●	●	●	●	●
T1CC06	Ceramic Cup	6	10mm	3/8"	●	●	●	●	●	●	●	●
T1CC07	Ceramic Cup	7	11mm	7/16"	●	●	●	●	●	●	●	●
T1CC08	Ceramic Cup	8	12.5mm	1/2"	●	●	●	●	●	●	●	●
T1CC10	Ceramic Cup	10	16mm	5/8"	●	●	●	●	●	●	●	●

T1CC05S	Short Ceramic Cup	5	8mm	5/16"	●	●	●	●	●	●	●	●
T1CC07S	Short Ceramic Cup	7	11mm	7/16"	●	●	●	●	●	●	●	●
T1CC10S	Short Ceramic Cup	10	15mm	5/8"	●	●	●	●	●	●	●	●

T2CC04	Ceramic Cup	4	6mm	1/4"	●	●	●	●	●	●	●	●
T2CC05	Ceramic Cup	5	8mm	5/16"	●	●	●	●	●	●	●	●
T2CC06	Ceramic Cup	6	10mm	3/8"	●	●	●	●	●	●	●	●
T2CC07	Ceramic Cup	7	11mm	7/16"	●	●	●	●	●	●	●	●
T2CC08	Ceramic Cup	8	12.5mm	1/2"	●	●	●	●	●	●	●	●
T2CC10	Ceramic Cup	10	16mm	5/8"	●	●	●	●	●	●	●	●

T3CC04	Ceramic Cup	4	6mm	1/4"	●	●	●	●	●	●	●	●
T3CC05	Ceramic Cup	5	8mm	5/16"	●	●	●	●	●	●	●	●
T3CC06	Ceramic Cup	6	10mm	3/8"	●	●	●	●	●	●	●	●
T3CC07	Ceramic Cup	7	11mm	7/16"	●	●	●	●	●	●	●	●
T3CC08	Ceramic Cup	8	12.5mm	1/2"	●	●	●	●	●	●	●	●
T3CC10	Ceramic Cup	10	16mm	5/8"	●	●	●	●	●	●	●	●
T3CC12	Ceramic Cup	12	19mm	3/4"	●	●	●	●	●	●	●	●


High Performance Ceramic Cups



Part No.	Description	Size	Bore A		T1 / T1FX Series	T2 / T2FX	T3 / T3FX	T1W / T1WFX	T3W / T3WFX	T4W / T4WFX	T5W / T5WFX	T5WA
T2CC06HP	High Performance Ceramic Cup	6	10mm	3/8"	●	●	●	●	●	●	●	●
T2CC07HP	High Performance Ceramic Cup	7	11mm	7/16"	●	●	●	●	●	●	●	●
T2CC08HP	High Performance Ceramic Cup	8	12.5mm	1/2"	●	●	●	●	●	●	●	●
T2CC10HP	High Performance Ceramic Cup	10	16mm	5/8"	●	●	●	●	●	●	●	●

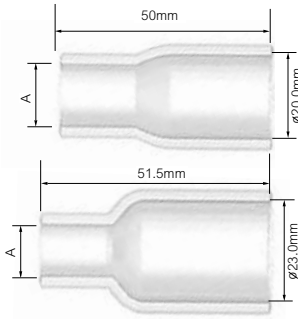
T3CC06HP	High Performance Ceramic Cup	6	10mm	3/8"	●	●	●	●	●	●	●	●
T3CC07HP	High Performance Ceramic Cup	7	11mm	7/16"	●	●	●	●	●	●	●	●
T3CC08HP	High Performance Ceramic Cup	8	12.5mm	1/2"	●	●	●	●	●	●	●	●
T3CC10HP	High Performance Ceramic Cup	10	16mm	5/8"	●	●	●	●	●	●	●	●

Quartz Cups



Part No.	Description	Size	Bore A		T1 / T1FX Series	T2 / T2FX	T3 / T3FX	T1W / T1WFX	T3W / T3WFX	T4W / T4WFX	T5W / T5WFX	T5WA
T1QZ06	Standard Quartz Cup	6	10mm	3/8"	●	●	●	●	●	●	●	●
T1QZ08	Standard Quartz Cup	8	12mm	1/2"	●	●	●	●	●	●	●	●
T1QZ10	Standard Quartz Cup	10	15mm	5/8"	●	●	●	●	●	●	●	●

Quartz Cups



Part No.	Description	Size	Bore A		T1 / T1FX Series								
					T2 / T2FX	T3 / T3FX	T1W / T1WFX	T3W / T3WFX	T4W / T4WFX	T5W / T5WFX	T5WA		
T2QZ06	Standard Quartz Cup	6	10mm	3/8"	●	●	●	●	●	●	●	●	●
T2QZ08	Standard Quartz Cup	8	12mm	1/2"	●	●	●	●	●	●	●	●	●
T2QZ10	Standard Quartz Cup	10	15mm	5/8"	●	●	●	●	●	●	●	●	●
T3QZ06	Standard Quartz Cup	6	10mm	3/8"	●	●	●	●	●	●	●	●	●
T3QZ08	Standard Quartz Cup	8	12mm	1/2"	●	●	●	●	●	●	●	●	●
T3QZ10	Standard Quartz Cup	10	15mm	5/8"	●	●	●	●	●	●	●	●	●
T3QZ12	Standard Quartz Cup	12	20mm	3/4"	●	●	●	●	●	●	●	●	●

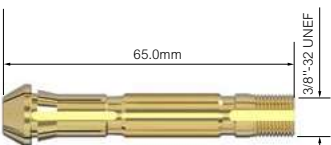

Large Gas Lens Ceramic Cups



Part No.	Description	Size	Bore A		T1 / T1FX Series								
					T2 / T2FX	T3 / T3FX	T1W / T1WFX	T3W / T3WFX	T4W / T4WFX	T5W / T5WFX	T5WA		
T5LGLCC08	Large Gas Lens Ceramic Cup	8	12.5mm	1/2"	●	●	●	●	●	●	●	●	●
T5LGLCC10	Large Gas Lens Ceramic Cup	10	16mm	5/8"	●	●	●	●	●	●	●	●	●
T5LGLCC12	Large Gas Lens Ceramic Cup	12	19mm	3/4"	●	●	●	●	●	●	●	●	●
T5LGLCC14	Large Gas Lens Ceramic Cup	14	24mm	15/16"	●	●	●	●	●	●	●	●	●



Collet Body





Part No.	Description	Bore		T1 / T1FX Series								
				T2 / T2FX	T3 / T3FX	T1W / T1WFX	T3W / T3WFX	T4W / T4WFX	T5W / T5WFX	T5WA		
T1CB10	Collet Body	1.0mm	0.04"	●	●	●	●	●	●	●	●	●
T1CB16	Collet Body	1.6mm	1/16"	●	●	●	●	●	●	●	●	●
T1CB20	Collet Body	2.0mm	5/64"	●	●	●	●	●	●	●	●	●
T1CB24	Collet Body	2.4mm	3/32"	●	●	●	●	●	●	●	●	●
T1CB32	Collet Body	3.2mm	1/8"	●	●	●	●	●	●	●	●	●
T1CB40	Collet Body	4.0mm	5/32"	●	●	●	●	●	●	●	●	●
T2CB10	Collet Body	1.0mm	0.04"	●	●	●	●	●	●	●	●	●
T2CB16	Collet Body	1.6mm	1/16"	●	●	●	●	●	●	●	●	●
T2CB20	Collet Body	2.0mm	5/64"	●	●	●	●	●	●	●	●	●
T2CB24	Collet Body	2.4mm	3/32"	●	●	●	●	●	●	●	●	●
T2CB32	Collet Body	3.2mm	1/8"	●	●	●	●	●	●	●	●	●
T2CB40	Collet Body	4.0mm	5/32"	●	●	●	●	●	●	●	●	●
T2CB48	Collet Body	4.8mm	3/16"	●	●	●	●	●	●	●	●	●
T3CB10	Collet Body	1.0mm	0.04"	●	●	●	●	●	●	●	●	●
T3CB16	Collet Body	1.6mm	1/16"	●	●	●	●	●	●	●	●	●
T3CB20	Collet Body	2.0mm	5/64"	●	●	●	●	●	●	●	●	●
T3CB24	Collet Body	2.4mm	3/32"	●	●	●	●	●	●	●	●	●
T3CB32	Collet Body	3.2mm	1/8"	●	●	●	●	●	●	●	●	●
T3CB40	Collet Body	4.0mm	5/32"	●	●	●	●	●	●	●	●	●
T3CB48	Collet Body	4.8mm	3/16"	●	●	●	●	●	●	●	●	●
T3CB64	Collet Body	6.4mm	1/4"	●	●	●	●	●	●	●	●	●

● Standard wear part range

Gas Lens Collet Body

Lasts
20+ Times
Longer!



Part No.	Description	Bore		T1 / T1FX Series	T2 / T2FX	T3 / T3FX	T1W / T1WFX	T3W / T3WFX	T4W / T4WFX	T5W / T5WFX	T5WA
T1GL10	Gas Lens Collet Body	1.0mm	0.04"	●	●	●	●	●	●	●	●
T1GL16	Gas Lens Collet Body	1.6mm	1/16"	●	●	●	●	●	●	●	●
T1GL20	Gas Lens Collet Body	2.0mm	5/64"	●	●	●	●	●	●	●	●
T1GL24	Gas Lens Collet Body	2.4mm	3/32"	●	●	●	●	●	●	●	●
T1GL32	Gas Lens Collet Body	3.2mm	1/8"	●	●	●	●	●	●	●	●
T1GL40	Gas Lens Collet Body	4.0mm	5/32"	●	●	●	●	●	●	●	●
T2GL10	Gas Lens Collet Body	1.0mm	0.04"	●	●	●	●	●	●	●	●
T2GL16	Gas Lens Collet Body	1.6mm	1/16"	●	●	●	●	●	●	●	●
T2GL20	Gas Lens Collet Body	2.0mm	5/64"	●	●	●	●	●	●	●	●
T2GL24	Gas Lens Collet Body	2.4mm	3/32"	●	●	●	●	●	●	●	●
T2GL32	Gas Lens Collet Body	3.2mm	1/8"	●	●	●	●	●	●	●	●
T2GL40	Gas Lens Collet Body	4.0mm	5/32"	●	●	●	●	●	●	●	●
T2GL48	Gas Lens Collet Body	4.8mm	3/16"	●	●	●	●	●	●	●	●
T3GL10	Gas Lens Collet Body	1.0mm	0.04"	●	●	●	●	●	●	●	●
T3GL16	Gas Lens Collet Body	1.6mm	1/16"	●	●	●	●	●	●	●	●
T3GL20	Gas Lens Collet Body	2.0mm	5/64"	●	●	●	●	●	●	●	●
T3GL24	Gas Lens Collet Body	2.4mm	3/32"	●	●	●	●	●	●	●	●
T3GL32	Gas Lens Collet Body	3.2mm	1/8"	●	●	●	●	●	●	●	●
T3GL40	Gas Lens Collet Body	4.0mm	5/32"	●	●	●	●	●	●	●	●
T3GL48	Gas Lens Collet Body	4.8mm	3/16"	●	●	●	●	●	●	●	●
T3GL64	Gas Lens Collet Body	6.4mm	1/4"	●	●	●	●	●	●	●	●

Note: Replaceable gas lens filters are available for small and medium gas lens collet bodies - please refer to gas lens body filter kits

*Gas lens with replaceable gauze

Large Gas Lens Collet Body



Part No.	Description	Bore		T1 / T1FX Series	T2 / T2FX	T3 / T3FX	T1W / T1WFX	T3W / T3WFX	T4W / T4WFX	T5W / T5WFX	T5WA
T5LGL10	Large Gas Lens Collet Body	1.0mm	0.04"	●	●	●	●	●	●	●	●
T5LGL16	Large Gas Lens Collet Body	1.6mm	1/16"	●	●	●	●	●	●	●	●
T5LGL20	Large Gas Lens Collet Body	2.0mm	5/64"	●	●	●	●	●	●	●	●
T5LGL24	Large Gas Lens Collet Body	2.4mm	3/32"	●	●	●	●	●	●	●	●
T5LGL32	Large Gas Lens Collet Body	3.2mm	1/8"	●	●	●	●	●	●	●	●
T5LGL40	Large Gas Lens Collet Body	4.0mm	5/32"	●	●	●	●	●	●	●	●
T5LGL48	Large Gas Lens Collet Body	4.8mm	3/16"	●	●	●	●	●	●	●	●
T5LGL64	Large Gas Lens Collet Body	6.4mm	1/4"	●	●	●	●	●	●	●	●

Note: Large gas lens collet bodies have fixed filters

● Standard wear part range

Gas Lens Body Filter Kit

Part No.	Description	Bore		T1 / T1FX Series											
				T1 / T1FX Series	T2 / T2FX	T3 / T3FX	T1W / T1WFX	T3W / T3WFX	T4W / T4WFX	T5W / T5WFX	T5WA				
T1GL10FS-3KIT	Small Gas Lens Body Filter Kit	1.0mm	0.04"	●	●	●	●	●	●	●	●	●	●	●	●
T1GL16FS-3KIT	Small Gas Lens Body Filter Kit	1.6mm	1/16"	●	●	●	●	●	●	●	●	●	●	●	●
T1GL20FS-3KIT	Small Gas Lens Body Filter Kit	2.0mm	5/64"	●	●	●	●	●	●	●	●	●	●	●	●
T1GL24FS-3KIT	Small Gas Lens Body Filter Kit	2.4mm	3/32"	●	●	●	●	●	●	●	●	●	●	●	●
T1GL32FS-3KIT	Small Gas Lens Body Filter Kit	3.2mm	1/8"	●	●	●	●	●	●	●	●	●	●	●	●
T1GL40FS-3KIT	Small Gas Lens Body Filter Kit	4.0mm	5/32"	●	●	●	●	●	●	●	●	●	●	●	●
SGL10FS-3KIT	Small Gas Lens Body Filter Kit	1.0mm	0.04"	●	●	●	●	●	●	●	●	●	●	●	●
SGL16FS-3KIT	Small Gas Lens Body Filter Kit	1.6mm	1/16"	●	●	●	●	●	●	●	●	●	●	●	●
SGL20FS-3KIT	Small Gas Lens Body Filter Kit	2.0mm	5/64"	●	●	●	●	●	●	●	●	●	●	●	●
SGL24FS-3KIT	Small Gas Lens Body Filter Kit	2.4mm	3/32"	●	●	●	●	●	●	●	●	●	●	●	●

● Standard wear part range

Gas Lens Body Filter Kit

Part No.	Description	Bore		T1 / T1FX Series								
				T2 / T2FX	T3 / T3FX	T1W / T1WFX	T3W / T3WFX	T4W / T4WFX	T5W / T5WFX	T5WA		
SGL32FL-3KIT	Small Gas Lens Body Filter Kit	3.2mm	1/8"	●	●	●	●	●	●	●	●	●
SGL40FL-3KIT	Small Gas Lens Body Filter Kit	4.0mm	5/32"	●	●	●	●	●	●	●	●	●
SGL48FL-3KIT	Small Gas Lens Body Filter Kit	4.8mm	3/16"	●	●	●	●	●	●	●	●	●
MGL10FS-3KIT	Medium Gas Lens Body Filter Kit	1.0mm	0.04"	●	●	●	●	●	●	●	●	●
MGL16FS-3KIT	Medium Gas Lens Body Filter Kit	1.6mm	1/16"	●	●	●	●	●	●	●	●	●
MGL20FS-3KIT	Medium Gas Lens Body Filter Kit	2.0mm	5/64"	●	●	●	●	●	●	●	●	●
MGL24FS-3KIT	Medium Gas Lens Body Filter Kit	2.4mm	3/32"	●	●	●	●	●	●	●	●	●
MGL32FS-3KIT	Medium Gas Lens Body Filter Kit	3.2mm	1/8"	●	●	●	●	●	●	●	●	●
MGL40FL-3KIT	Medium Gas Lens Body Filter Kit	4.0mm	5/32"	●	●	●	●	●	●	●	●	●
MGL48FL-3KIT	Medium Gas Lens Body Filter Kit	4.8mm	3/16"	●	●	●	●	●	●	●	●	●
MGL64FL-3KIT	Medium Gas Lens Body Filter Kit	6.4mm	1/4"	●	●	●	●	●	●	●	●	●

● Standard wear part range

The Arc Collet Body Starter Kits include everything you need to get started with Ceramic Cups

Collet Body Starter Kits



Part No.	Description	T1 / T1FX Series	T2 / T2FX	T3 / T3FX	T1W / T1WFX	T3W / T3WFX	T4W / T4WFX	T5W / T5WFX	T5WA
T1CB1	Small Collet Body Starter Kit 1.0mm-0.04"	●							
T1CB2	Small Collet Body Starter Kit 1.6mm-1/16"	●							
T1CB3	Small Collet Body Starter Kit 2.0mm-5/64"	●							
T1CB4	Small Collet Body Starter Kit 2.4mm-3/32"	●							
T1CB5	Small Collet Body Starter Kit 3.2mm-1/8"	●							
T1CB6	Small Collet Body Starter Kit 4.0mm-5/32"	●							



SCB1	Small Collet Body Starter Kit 1.0mm-0.04"		●						
SCB2	Small Collet Body Starter Kit 1.6mm-1/16"		●						
SCB3	Small Collet Body Starter Kit 2.0mm-5/64"		●						
SCB4	Small Collet Body Starter Kit 2.4mm-3/32"		●						
SCB5	Small Collet Body Starter Kit 3.2mm-1/8"		●						
SCB6	Small Collet Body Starter Kit 4.0mm-5/32"		●						
SCB7	Small Collet Body Starter Kit 4.8mm-3/16"						●		



MCB1	Medium Collet Body Starter Kit 1.0mm-0.04"			●					
MCB2	Medium Collet Body Starter Kit 1.6mm-1/16"			●					
MCB3	Medium Collet Body Starter Kit 2.0mm-5/64"			●					
MCB4	Medium Collet Body Starter Kit 2.4mm-3/32"			●					
MCB5	Medium Collet Body Starter Kit 3.2mm-1/8"			●					
MCB6	Medium Collet Body Starter Kit 4.0mm-5/32"			●					
MCB7	Medium Collet Body Starter Kit 4.8mm-3/16"			●					
MCB8	Medium Collet Body Starter Kit 6.4mm-1/4"							●	



MCB1-AUTO	Auto Torch Medium Collet Body Starter Kit 1.0mm-0.04"								
MCB2-AUTO	Auto Torch Medium Collet Body Starter Kit 1.6mm-1/16"								●
MCB3-AUTO	Auto Torch Medium Collet Body Starter Kit 2.0mm-5/64"								●
MCB4-AUTO	Auto Torch Medium Collet Body Starter Kit 2.4mm-3/32"								●
MCB5-AUTO	Auto Torch Medium Collet Body Starter Kit 3.2mm-1/8"								●
MCB6-AUTO	Auto Torch Medium Collet Body Starter Kit 4.0mm-5/32"								●
MCB7-AUTO	Auto Torch Medium Collet Body Starter Kit 4.8mm-3/16"								●
MCB8-AUTO	Auto Torch Medium Collet Body Starter Kit 6.4mm-1/4"								●

The Arc Gas Lens Body Starter Kits include everything you need to get started with Ceramic Cups

Gas Lens Body Starter Kits



Part No.	Description	T1 / T1FX Series	T2 / T2FX	T3 / T3FX	T1W / T1WFX	T3W / T3WFX	T4W / T4WFX	T5W / T5WFX	T5WA
T1GL1	Small Gas Lens Body Starter Kit 1.0mm-0.04"	●			●				
T1GL2	Small Gas Lens Body Starter Kit 1.6mm-1/16"	●			●				
T1GL3	Small Gas Lens Body Starter Kit 2.0mm-5/64"	●			●				
T1GL4	Small Gas Lens Body Starter Kit 2.4mm-3/32"	●			●				
T1GL5	Small Gas Lens Body Starter Kit 3.2mm-1/8"	●			●				
T1GL6	Small Gas Lens Body Starter Kit 4.0mm-5/32"	●			●				

● Denotes applicable model

The Arc Gas Lens Body Starter Kits include everything you need to get started with Ceramic Cups

Gas Lens Body Starter Kits



Part No. Description

		T1 / T1FX Series	T2 / T2FX	T3 / T3FX	T1W / T1WFX	T3W / T3WFX	T4W / T4WFX	T5W / T5WFX	T5WA
SGL1	Small Gas Lens Body Starter Kit 1.0mm-0.04"	●	●	●	●	●	●	●	●
SGL2	Small Gas Lens Body Starter Kit 1.6mm-1/16"	●	●	●	●	●	●	●	●
SGL3	Small Gas Lens Body Starter Kit 2.0mm-5/64"	●	●	●	●	●	●	●	●
SGL4	Small Gas Lens Body Starter Kit 2.4mm-3/32"	●	●	●	●	●	●	●	●
SGL5	Small Gas Lens Body Starter Kit 3.2mm-1/8"	●	●	●	●	●	●	●	●
SGL6	Small Gas Lens Body Starter Kit 4.0mm-5/32"	●	●	●	●	●	●	●	●
SGL7	Small Gas Lens Body Starter Kit 4.8mm-3/16"	●	●	●	●	●	●	●	●
MGL1	Medium Gas Lens Body Starter Kit 1.0mm-0.04"	●	●	●	●	●	●	●	●
MGL2	Medium Gas Lens Body Starter Kit 1.6mm-1/16"	●	●	●	●	●	●	●	●
MGL3	Medium Gas Lens Body Starter Kit 2.0mm-5/64"	●	●	●	●	●	●	●	●
MGL4	Medium Gas Lens Body Starter Kit 2.4mm-3/32"	●	●	●	●	●	●	●	●
MGL5	Medium Gas Lens Body Starter Kit 3.2mm-1/8"	●	●	●	●	●	●	●	●
MGL6	Medium Gas Lens Body Starter Kit 4.0mm-5/32"	●	●	●	●	●	●	●	●
MGL7	Medium Gas Lens Body Starter Kit 4.8mm-3/16"	●	●	●	●	●	●	●	●
MGL8	Medium Gas Lens Body Starter Kit 6.4mm-1/4"	●	●	●	●	●	●	●	●
MGL1-AUTO	Auto Torch Medium Gas Lens Body Starter Kit 1.0mm-0.04"	●	●	●	●	●	●	●	●
MGL2-AUTO	Auto Torch Medium Gas Lens Body Starter Kit 1.6mm-1/16"	●	●	●	●	●	●	●	●
MGL3-AUTO	Auto Torch Medium Gas Lens Body Starter Kit 2.0mm-5/64"	●	●	●	●	●	●	●	●
MGL4-AUTO	Auto Torch Medium Gas Lens Body Starter Kit 2.4mm-3/32"	●	●	●	●	●	●	●	●
MGL5-AUTO	Auto Torch Medium Gas Lens Body Starter Kit 3.2mm-1/8"	●	●	●	●	●	●	●	●
MGL6-AUTO	Auto Torch Medium Gas Lens Body Starter Kit 4.0mm-5/32"	●	●	●	●	●	●	●	●
MGL7-AUTO	Auto Torch Medium Gas Lens Body Starter Kit 4.8mm-3/16"	●	●	●	●	●	●	●	●
MGL8-AUTO	Auto Torch Medium Gas Lens Body Starter Kit 6.4mm-1/4"	●	●	●	●	●	●	●	●
LGL1	Large Gas Lens Body Starter Kit 1.0mm-0.04"	●	●	●	●	●	●	●	●
LGL2	Large Gas Lens Body Starter Kit 1.6mm-1/16"	●	●	●	●	●	●	●	●
LGL3	Large Gas Lens Body Starter Kit 2.0mm-5/64"	●	●	●	●	●	●	●	●
LGL4	Large Gas Lens Body Starter Kit 2.4mm-3/32"	●	●	●	●	●	●	●	●
LGL5	Large Gas Lens Body Starter Kit 3.2mm-1/8"	●	●	●	●	●	●	●	●
LGL6	Large Gas Lens Body Starter Kit 4.0mm-5/32"	●	●	●	●	●	●	●	●
LGL7	Large Gas Lens Body Starter Kit 4.8mm-3/16"	●	●	●	●	●	●	●	●
LGL8	Large Gas Lens Body Starter Kit 6.4mm-1/4"	●	●	●	●	●	●	●	●
LGL1-AUTO	Auto Torch Large Gas Lens Body Starter Kit 1.0mm-0.04"	●	●	●	●	●	●	●	●
LGL2-AUTO	Auto Torch Large Gas Lens Body Starter Kit 1.6mm-1/16"	●	●	●	●	●	●	●	●
LGL3-AUTO	Auto Torch Large Gas Lens Body Starter Kit 2.0mm-5/64"	●	●	●	●	●	●	●	●
LGL4-AUTO	Auto Torch Large Gas Lens Body Starter Kit 2.4mm-3/32"	●	●	●	●	●	●	●	●
LGL5-AUTO	Auto Torch Large Gas Lens Body Starter Kit 3.2mm-1/8"	●	●	●	●	●	●	●	●
LGL6-AUTO	Auto Torch Large Gas Lens Body Starter Kit 4.0mm-5/32"	●	●	●	●	●	●	●	●
LGL7-AUTO	Auto Torch Large Gas Lens Body Starter Kit 4.8mm-3/16"	●	●	●	●	●	●	●	●
LGL8-AUTO	Auto Torch Large Gas Lens Body Starter Kit 6.4mm-1/4"	●	●	●	●	●	●	●	●





● Denotes applicable model

QUARTZ STARTER KITS

The Arc Collet Body Starter Kits include everything you need to get started with Quartz Cups

Collet Body Starter Kits

T1 / T1FX Series
T2 / T2FX
T3 / T3FX
T1W / T1WFX
T3W / T3WFX
T4W / T4WFX
T5W / T5WFX
T5WA

Part No.	Description	T1 / T1FX Series	T2 / T2FX	T3 / T3FX	T1W / T1WFX	T3W / T3WFX	T4W / T4WFX	T5W / T5WFX	T5WA
 <p>New</p>	QT1CB2	Small Collet Body Quartz Starter Kit 1.6mm-1/16"	●	●	●	●	●	●	●
	QT1CB4	Small Collet Body Quartz Starter Kit 2.4mm-3/32"	●	●	●	●	●	●	●
	QT1CB5	Small Collet Body Quartz Starter Kit 3.2mm-1/8"	●	●	●	●	●	●	●
	QSCB2	Small Collet Body Quartz Starter Kit 1.6mm-1/16"	●	●	●	●	●	●	●
	QSCB4	Small Collet Body Quartz Starter Kit 2.4mm-3/32"	●	●	●	●	●	●	●
	QSCB5	Small Collet Body Quartz Starter Kit 3.2mm-1/8"	●	●	●	●	●	●	●
	QMCB2	Medium Collet Body Quartz Starter Kit 1.6mm-1/16"	●	●	●	●	●	●	●
	QMCB4	Medium Collet Body Quartz Starter Kit 2.4mm-3/32"	●	●	●	●	●	●	●
	QMCB5	Medium Collet Body Quartz Starter Kit 3.2mm-1/8"	●	●	●	●	●	●	●
 <p>New</p>	QMCB2-AUTO	Auto Torch Medium Collet Body Quartz Starter Kit 1.6mm-1/16"	●	●	●	●	●	●	
	QMCB4-AUTO	Auto Torch Medium Collet Body Quartz Starter Kit 2.4mm-3/32"	●	●	●	●	●	●	●
	QMCB5-AUTO	Auto Torch Medium Collet Body Quartz Starter Kit 3.2mm-1/8"	●	●	●	●	●	●	●

● Denotes applicable model

QUARTZ STARTER KITS



MAKE WORK
LIFE EASIER

The Arc Gas Lens Body Starter Kits include everything you need to get started with Quartz Cups

Gas Lens Body Starter Kits

T1 / T1FX Series
T2 / T2FX
T3 / T3FX
T1W / T1WFX
T3W / T3WFX
T4W / T4WFX
T5W / T5WFX
T5WA



Part No.	Description	T1 / T1FX Series	T2 / T2FX	T3 / T3FX	T1W / T1WFX	T3W / T3WFX	T4W / T4WFX	T5W / T5WFX	T5WA
QT1GL2	Small Gas Lens Body Quartz Starter Kit 1.6mm-1/16"	●	●	●	●	●	●	●	●
QT1GL4	Small Gas Lens Body Quartz Starter Kit 2.4mm-3/32"	●	●	●	●	●	●	●	●
QT1GL5	Small Gas Lens Body Quartz Starter Kit 3.2mm-1/8"	●	●	●	●	●	●	●	●



QSGL2	Small Gas Lens Body Quartz Starter Kit 1.6mm-1/16"	●	●	●	●	●	●	●	●
QSGL4	Small Gas Lens Body Quartz Starter Kit 2.4mm-3/32"	●	●	●	●	●	●	●	●
QSGL5	Small Gas Lens Body Quartz Starter Kit 3.2mm-1/8"	●	●	●	●	●	●	●	●



QMGL2	Medium Gas Lens Body Quartz Starter Kit 1.6mm-1/16"	●	●	●	●	●	●	●	●
QMGL4	Medium Gas Lens Body Quartz Starter Kit 2.4mm-3/32"	●	●	●	●	●	●	●	●
QMGL5	Medium Gas Lens Body Quartz Starter Kit 3.2mm-1/8"	●	●	●	●	●	●	●	●



QMGL2-AUTO	Auto Torch Medium Gas Lens Body Quartz Starter Kit 1.6mm-1/16"	●	●	●	●	●	●	●	●
QMGL4-AUTO	Auto Torch Medium Gas Lens Body Quartz Starter Kit 2.4mm-3/32"	●	●	●	●	●	●	●	●
QMGL5-AUTO	Auto Torch Medium Gas Lens Body Quartz Starter Kit 3.2mm-1/8"	●	●	●	●	●	●	●	●

● Denotes applicable model

Accessory Kits

T1 / T1FX Series
T2 / T2FX
T3 / T3FX
T1W / T1WFX
T3W / T3WFX
T4W / T4WFX
T5W / T5WFX
T5WA



Part No.	Description	T1 / T1FX Series	T2 / T2FX	T3 / T3FX	T1W / T1WFX	T3W / T3WFX	T4W / T4WFX	T5W / T5WFX	T5WA
T1QAK1	Small Collet Body Accessory Kit	●	●	●	●	●	●	●	●

SMALL COLLET BODY ACCESSORY KIT
 Collet Body 1.6mm - 1/16", 2.0mm - 5/64", 2.4mm - 3/32"
 Ceramic Cup 8mm - 5/16", 10mm - 3/8", 11mm - 7/16"
 Quartz Cup 10mm-3/8", 12mm-1/2", 15mm-5/8"
 Special Seal Ring
 Small Head Gasket
 Small Heat Zone Isolator/ Quartz Heat Zone Isolator
 Arc Spanner Small



T1QAK2	Small Collet Body Accessory Kit	●	●	●	●	●	●	●	●
--------	---------------------------------	---	---	---	---	---	---	---	---

SMALL COLLET BODY ACCESSORY KIT
 Collet Body 2.4mm - 3/32", 3.2mm - 1/8", 4.0mm - 5/32"
 Ceramic Cup 11mm - 7/16", 12.5mm - 1/2", 15mm - 5/8"
 Quartz Cup 10mm-3/8", 12mm-1/2", 15mm-5/8"
 Special Seal Ring
 Small Head Gasket
 Small Heat Zone Isolator/ Quartz Heat Zone Isolator
 Arc Spanner Small



T1QAK3	Small Gas Lens Body Accessory Kit	●	●	●	●	●	●	●	●
--------	-----------------------------------	---	---	---	---	---	---	---	---

SMALL GAS LENS BODY ACCESSORY KIT
 Gas Lens Collet Body 1.6mm - 1/16", 2.0mm - 5/64", 2.4mm - 3/32"
 Ceramic Cup 10mm - 3/8", 11mm - 7/16", 12.5mm - 1/2"
 Quartz Cup 10mm-3/8", 12mm-1/2", 15mm-5/8"
 Special Seal Ring
 Small Head Gasket
 Small Heat Zone Isolator/ Quartz Heat Zone Isolator
 Arc Spanner Small



T1QAK4	Small Gas Lens Body Accessory Kit	●	●	●	●	●	●	●	●
--------	-----------------------------------	---	---	---	---	---	---	---	---

SMALL GAS LENS BODY ACCESSORY KIT
 Gas Lens Collet Body 2.4mm - 3/32", 3.2mm - 1/8", 4.0mm - 5/32"
 Ceramic Cup 11mm - 7/16", 12.5mm - 1/2", 15mm - 5/8"
 Quartz Cup 10mm-3/8", 12mm-1/2", 15mm-5/8"
 Special Seal Ring
 Small Head Gasket
 Small Heat Zone Isolator/ Quartz Heat Zone Isolator
 Arc Spanner Small

● Denotes applicable model

Accessory Kits

T1 / T1FX Series
T2 / T2FX
T3 / T3FX
T1W / T1WFX
T3W / T3WFX
T4W / T4WFX
T5W / T5WFX
T5WA

Part No.	Description	T1 / T1FX Series	T2 / T2FX	T3 / T3FX	T1W / T1WFX	T3W / T3WFX	T4W / T4WFX	T5W / T5WFX	T5WA
QAK1	Small Collet Body Accessory Kit	●	●	●	●	●	●	●	●
SMALL COLLET BODY ACCESSORY KIT									
Collet Body 1.6mm - 1/16", 2.0mm - 5/64", 2.4mm - 3/32"									
Ceramic Cup 8mm - 5/16", 10mm - 3/8", 11mm - 7/16"									
Quartz Cup 10mm-3/8", 12mm-1/2", 15mm-5/8"									
Special Seal Ring									
Small Head Gasket									
Small Heat Zone Isolator/ Quartz Heat Zone Isolator									
Arc Spanner									
QAK2	Small Collet Body Accessory Kit	●	●	●	●	●	●	●	●
SMALL COLLET BODY ACCESSORY KIT									
Collet Body 2.4mm - 3/32", 3.2mm - 1/8", 4.0mm - 5/32"									
Ceramic Cup 11mm - 7/16", 12.5mm - 1/2", 16mm - 5/8"									
Quartz Cup 10mm-3/8", 12mm-1/2", 15mm-5/8"									
Special Seal Ring									
Small Head Gasket									
Small Heat Zone Isolator/ Quartz Heat Zone Isolator									
Arc Spanner									
QAK3	Small Gas Lens Body Accessory Kit	●	●	●	●	●	●	●	●
SMALL GAS LENS BODY ACCESSORY KIT									
Gas Lens Collet Body 1.6mm - 1/16", 2.0mm - 5/64", 2.4mm - 3/32"									
Ceramic Cup 10mm - 3/8", 11mm - 7/16", 12.5mm - 1/2"									
Quartz Cup 10mm-3/8", 12mm-1/2", 15mm-5/8"									
Special Seal Ring									
Small Head Gasket									
Small Heat Zone Isolator/ Quartz Heat Zone Isolator									
Arc Spanner									
QAK4	Small Gas Lens Body Accessory Kit	●	●	●	●	●	●	●	●
SMALL GAS LENS BODY ACCESSORY KIT									
Gas Lens Collet Body 2.4mm - 3/32", 3.2mm - 1/8", 4.0mm - 5/32"									
Ceramic Cup 11mm - 7/16", 12.5mm - 1/2", 16mm - 5/8"									
Quartz Cup 10mm-3/8", 12mm-1/2", 15mm-5/8"									
Special Seal Ring									
Small Head Gasket									
Small Heat Zone Isolator/ Quartz Heat Zone Isolator									
Arc Spanner									

● Denotes applicable model

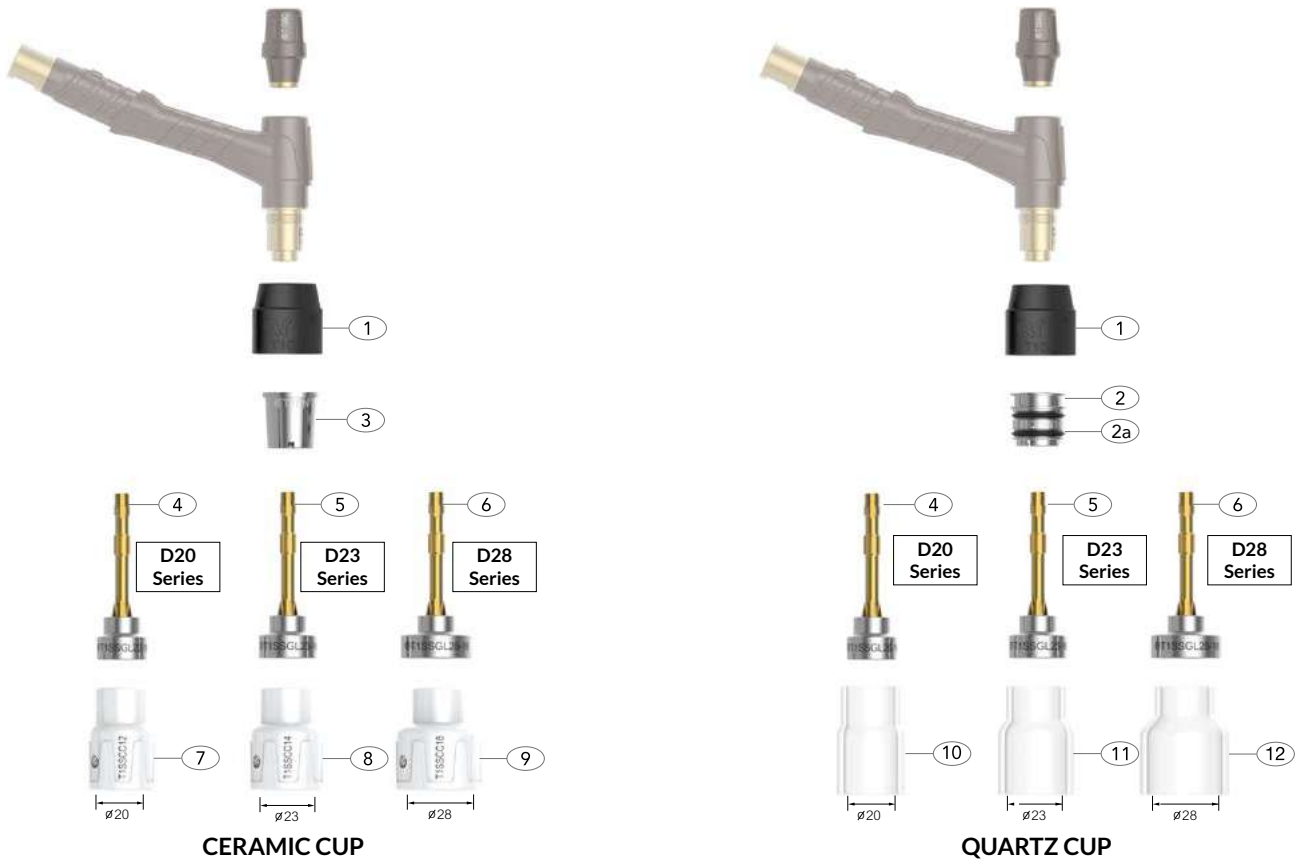
Accessory Kits

Part No.	Description	T1 / T1FX Series							
		T2 / T2FX	T3 / T3FX	T1W / T1WFX	T3W / T3WFX	T4W / T4WFX	T5W / T5WFX	T5WA	
	QAK5	Medium Collet Body Accessory Kit	●	●	●	●	●	●	●
	MEDIUM COLLET BODY ACCESSORY KIT Collet Body 2.4mm - 3/32", 3.2mm - 1/8", 4.0mm - 5/32" Ceramic Cup 11mm - 7/16", 12.5mm - 1/2", 16mm - 5/8" Quartz Cup 10mm-3/8",12mm-1/2",15mm-5/8" Special Seal Ring Medium Head Gasket Medium Heat Zone Isolator/ Quartz Heat Zone Isolator Arc Spanner								
	QAK6	Medium Collet Body Accessory Kit	●	●	●	●	●	●	●
	MEDIUM COLLET BODY ACCESSORY KIT Collet Body 4.0mm - 5/32", 4.8mm - 3/16", 6.4mm - 1/4" Ceramic Cup 12.5mm - 1/2", 16mm - 5/8", 19mm - 3/4" Quartz Cup 12mm-1/2",15mm-5/8",20mm-3/4" Special Seal Ring Medium Head Gasket Medium Heat Zone Isolator/ Quartz Heat Zone Isolator Arc Spanner								
	QAK7	Medium Gas Lens Body Accessory Kit	●	●	●	●	●	●	●
	MEDIUM GAS LENS BODY ACCESSORY KIT Gas Lens Collet Body 2.4mm - 3/32", 3.2mm - 1/8", 4.0mm - 5/32" Ceramic Cup 11mm - 7/16", 12.5mm - 1/2", 16mm - 5/8" Quartz Cup 10mm-3/8",12mm-1/2",15mm-5/8" Special Seal Ring Medium Head Gasket Medium Heat Zone Isolator/ Quartz Heat Zone Isolator Arc Spanner								
	QAK8	Medium Gas Lens Body Accessory Kit	●	●	●	●	●	●	●
	MEDIUM GAS LENS BODY ACCESSORY KIT Gas Lens Collet Body 4.0mm - 5/32", 4.8mm - 3/16", 6.4mm - 1/4" Ceramic Cup 12.5mm - 1/2", 16mm - 5/8", 19mm - 3/4" Quartz Cup 12mm-1/2",15mm-5/8",20mm-3/4" Special Seal Ring Medium Head Gasket Medium Heat Zone Isolator/ Quartz Heat Zone Isolator Arc Spanner								

● Denotes applicable model

SUPER SERIES SYSTEM SET-UP OVERVIEW

T1 / T1W Series New



Wear Parts

Part Number	Description
1	T1GS Head Gasket
2	T1QZSN18 Quartz Heat Zone Isolator
2a	QZR-D18 Special Seal Rings
3	T1SN Standard Heat Zone Isolator
4	T1SSGL20-16 Super Series Gas Lens Collet Body 1.6mm - 1/16"
	T1SSGL20-20 Super Series Gas Lens Collet Body 2.0mm - 5/64"
	T1SSGL20-24 Super Series Gas Lens Collet Body 2.4mm - 2/32"
	T1SSGL20-32 Super Series Gas Lens Collet Body 3.2mm - 1/8"
5	T1SSGL23-16 Super Series Gas Lens Collet Body 1.6mm - 1/16"
	T1SSGL23-20 Super Series Gas Lens Collet Body 2.0mm - 5/64"
	T1SSGL23-24 Super Series Gas Lens Collet Body 2.4mm - 2/32"
	T1SSGL23-32 Super Series Gas Lens Collet Body 3.2mm - 1/8"
6	T1SSGL28-16 Super Series Gas Lens Collet Body 1.6mm - 1/16"
	T1SSGL28-20 Super Series Gas Lens Collet Body 2.0mm - 5/64"
	T1SSGL28-24 Super Series Gas Lens Collet Body 2.4mm - 2/32"
	T1SSGL28-32 Super Series Gas Lens Collet Body 3.2mm - 1/8"

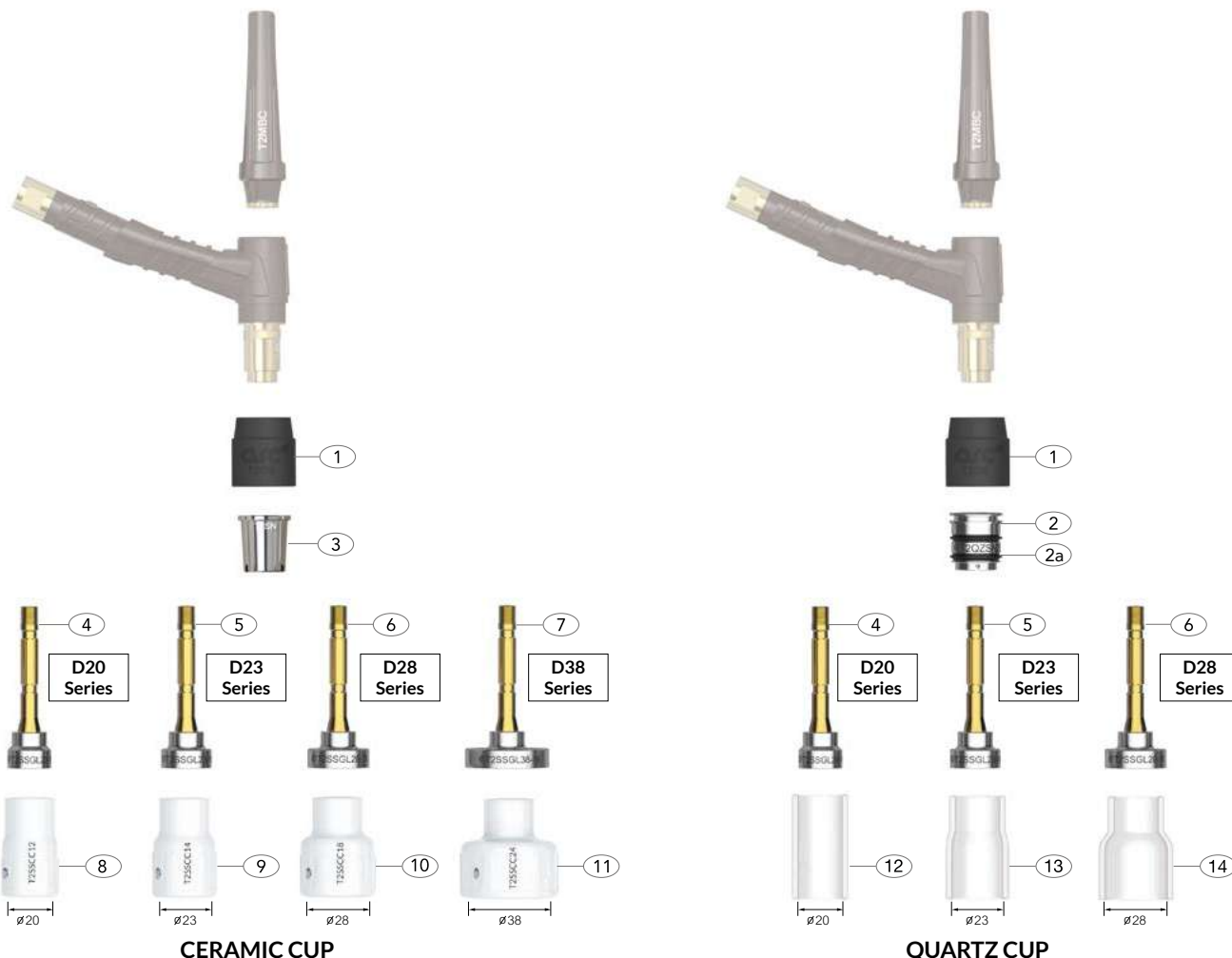
Part Number	Description
7	T1SSCC12 Super Series Ceramic Cup 20mm - 3/4"
8	T1SSCC14 Super Series Ceramic Cup 23mm - 15/16"
9	T1SSCC18 Super Series Ceramic Cup 28mm - 1-1/10"
10	T1SSQZ12 Super Series Quartz Cup 20mm - 3/4"
11	T1SSQZ14 Super Series Quartz Cup 23mm - 15/16"
12	T1SSQZ18 Super Series Quartz Cup 28mm - 1-1/10"

SUPER SERIES SYSTEM SET-UP OVERVIEW



MAKE WORK
LIFE EASIER

T2 / T2FX / T3W / T3WFX / T4W / T4WFX

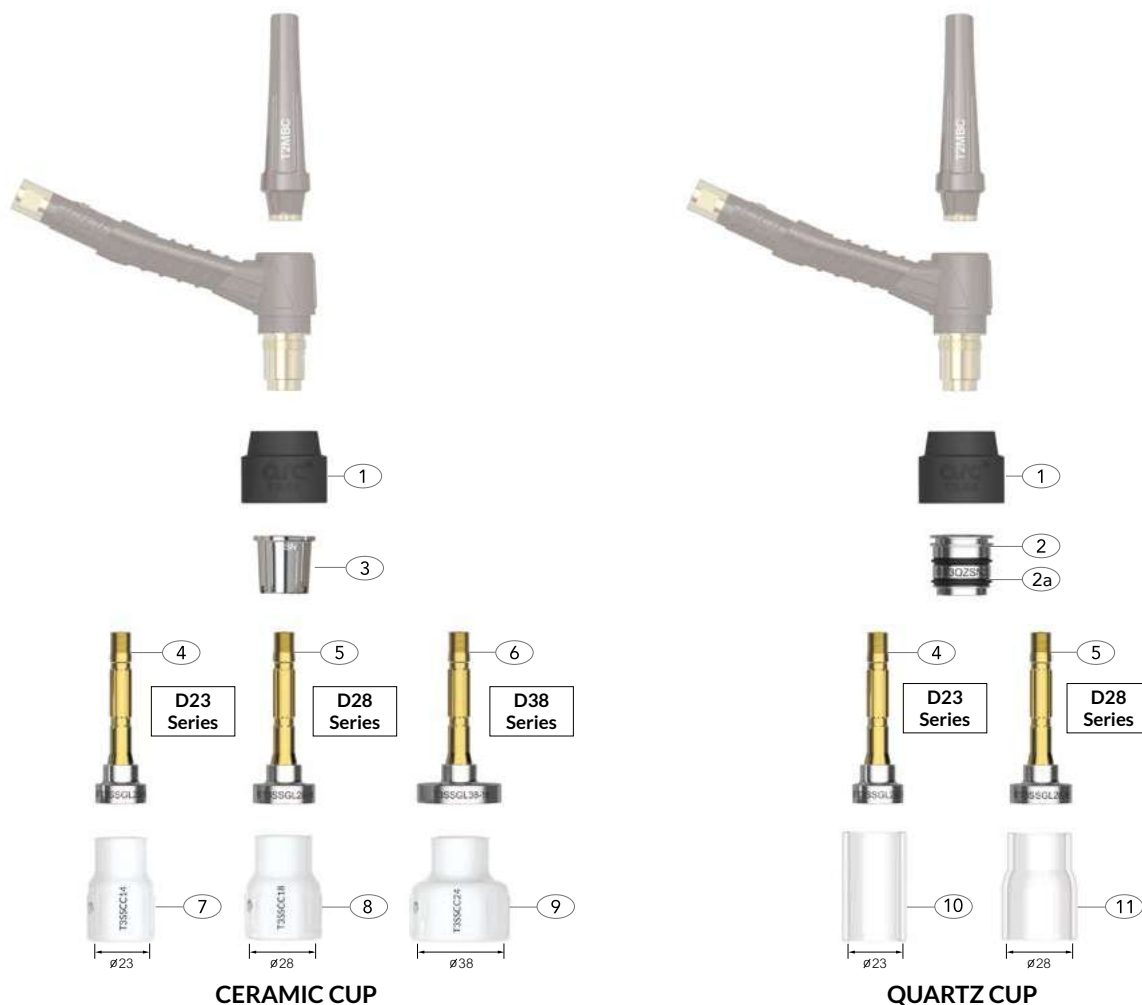


Wear Parts

Part Number	Description	Part Number	Description
1	T2GS Head Gasket	7	T2SSGL38-16 Super Series Gas Lens Collet Body 1.6mm - 1/16"
2	T2QZSN20 Quartz Heat Zone Isolator	T2SSGL38-20	Super Series Gas Lens Collet Body 2.0mm - 5/64"
2a	QZR-D20 Special Seal Rings	T2SSGL38-24	Super Series Gas Lens Collet Body 2.4mm - 2/32"
3	T2SN Standard Heat Zone Isolator	T2SSGL38-32	Super Series Gas Lens Collet Body 3.2mm - 1/8"
4	T2SSGL20-16 Super Series Gas Lens Collet Body 1.6mm - 1/16"	T2SSGL38-40	Super Series Gas Lens Collet Body 4.0mm - 5/32"
	T2SSGL20-20 Super Series Gas Lens Collet Body 2.0mm - 5/64"	T2SSGL38-48	Super Series Gas Lens Collet Body 4.8mm - 3/16"
	T2SSGL20-24 Super Series Gas Lens Collet Body 2.4mm - 2/32"	8	T2SSCC12 Super Series Ceramic Cup 20mm - 3/4"
	T2SSGL20-32 Super Series Gas Lens Collet Body 3.2mm - 1/8"	9	T2SSCC14 Super Series Ceramic Cup 23mm - 15/16"
5	T2SSGL23-16 Super Series Gas Lens Collet Body 1.6mm - 1/16"	10	T2SSCC18 Super Series Ceramic Cup 28mm - 1-1/10"
	T2SSGL23-20 Super Series Gas Lens Collet Body 2.0mm - 5/64"	11	T2SSCC24 Super Series Ceramic Cup 38mm - 1-9/16"
	T2SSGL23-24 Super Series Gas Lens Collet Body 2.4mm - 2/32"	12	T2SSQZ12 Super Series Quartz Cup 20mm - 3/4"
	T2SSGL23-32 Super Series Gas Lens Collet Body 3.2mm - 1/8"	13	T2SSQZ14 Super Series Quartz Cup 23mm - 15/16"
6	T2SSGL28-16 Super Series Gas Lens Collet Body 1.6mm - 1/16"	14	T2SSQZ18 Super Series Quartz Cup 28mm - 1-1/10"
	T2SSGL28-20 Super Series Gas Lens Collet Body 2.0mm - 5/64"		
	T2SSGL28-24 Super Series Gas Lens Collet Body 2.4mm - 2/32"		
	T2SSGL28-32 Super Series Gas Lens Collet Body 3.2mm - 1/8"		
	T2SSGL28-40 Super Series Gas Lens Collet Body 4.0mm - 5/32"		
	T2SSGL28-48 Super Series Gas Lens Collet Body 4.8mm - 3/16"		

SUPER SERIES SYSTEM SET-UP OVERVIEW

T3 / T3FX / T5W / T5WFX



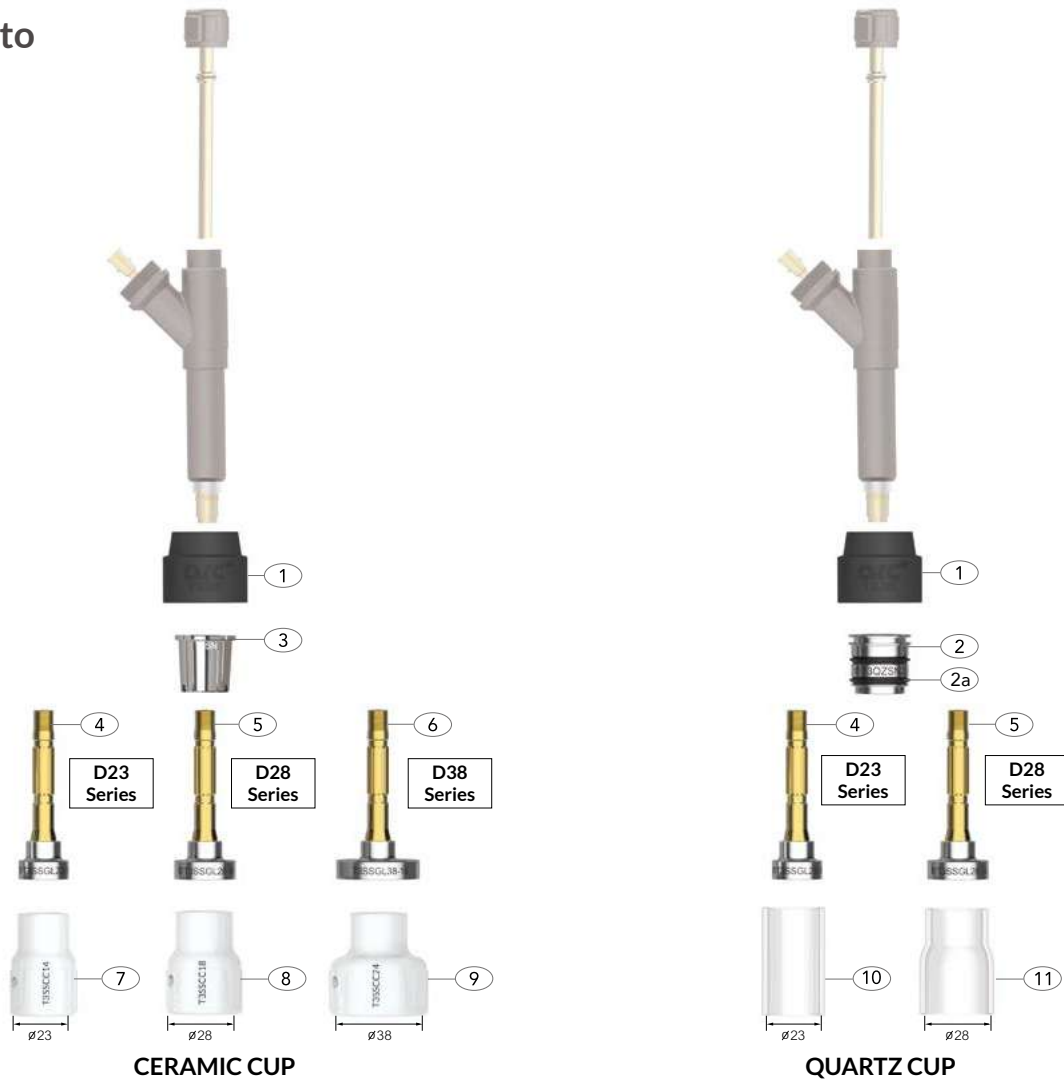
Wear Parts

Part Number	Description
1	T3GS Head Gasket
2	T3QZSN23 Quartz Heat Zone Isolator
2a	QZR-D23 Special Seal Rings
3	T3SN Standard Heat Zone Isolator
4	T3SSGL23-16 Super Series Gas Lens Collet Body 1.6mm - 1/16"
	T3SSGL23-20 Super Series Gas Lens Collet Body 2.0mm - 5/64"
	T3SSGL23-24 Super Series Gas Lens Collet Body 2.4mm - 2/32"
	T3SSGL23-32 Super Series Gas Lens Collet Body 3.2mm - 1/8"
5	T3SSGL28-16 Super Series Gas Lens Collet Body 1.6mm - 1/16"
	T3SSGL28-20 Super Series Gas Lens Collet Body 2.0mm - 5/64"
	T3SSGL28-24 Super Series Gas Lens Collet Body 2.4mm - 2/32"
	T3SSGL28-32 Super Series Gas Lens Collet Body 3.2mm - 1/8"
	T3SSGL28-40 Super Series Gas Lens Collet Body 4.0mm - 5/32"
	T3SSGL28-48 Super Series Gas Lens Collet Body 4.8mm - 3/16"
	T3SSGL28-64 Super Series Gas Lens Collet Body 6.4mm - 1/4"

Part Number	Description
6	T3SSGL38-16 Super Series Gas Lens Collet Body 1.6mm - 1/16"
	T3SSGL38-20 Super Series Gas Lens Collet Body 2.0mm - 5/64"
	T3SSGL38-24 Super Series Gas Lens Collet Body 2.4mm - 2/32"
	T3SSGL38-32 Super Series Gas Lens Collet Body 3.2mm - 1/8"
	T3SSGL38-40 Super Series Gas Lens Collet Body 4.0mm - 5/32"
	T3SSGL38-48 Super Series Gas Lens Collet Body 4.8mm - 3/16"
	T3SSGL38-64 Super Series Gas Lens Collet Body 6.4mm - 1/4"
7	T3SSCC14 Super Series Ceramic Cup 23mm - 15/16"
8	T3SSCC18 Super Series Ceramic Cup 28mm - 1-1/10"
9	T3SSCC24 Super Series Ceramic Cup 38mm - 1-9/16"
10	T3SSQZ14 Super Series Quartz Cup 23mm - 15/16"
11	T3SSQZ18 Super Series Quartz Cup 28mm - 1-1/10"

SUPER SERIES SYSTEM SET-UP OVERVIEW

T5WA Auto



CERAMIC CUP

QUARTZ CUP

Wear Parts

Part Number	Description
1 T3GS	Head Gasket
2 T3QZSN23	Quartz Heat Zone Isolator
2a QZR-D23	Special Seal Rings
3 T3SN	Standard Heat Zone Isolator
4 T3SSGL23-16	Super Series Gas Lens Collet Body 1.6mm - 1/16"
T3SSGL23-20	Super Series Gas Lens Collet Body 2.0mm - 5/64"
T3SSGL23-24	Super Series Gas Lens Collet Body 2.4mm - 2/32"
T3SSGL23-32	Super Series Gas Lens Collet Body 3.2mm - 1/8"
5 T3SSGL28-16	Super Series Gas Lens Collet Body 1.6mm - 1/16"
T3SSGL28-20	Super Series Gas Lens Collet Body 2.0mm - 5/64"
T3SSGL28-24	Super Series Gas Lens Collet Body 2.4mm - 2/32"
T3SSGL28-32	Super Series Gas Lens Collet Body 3.2mm - 1/8"
T3SSGL28-40	Super Series Gas Lens Collet Body 4.0mm - 5/32"
T3SSGL28-48	Super Series Gas Lens Collet Body 4.8mm - 3/16"
T3SSGL28-64	Super Series Gas Lens Collet Body 6.4mm - 1/4"

Part Number	Description
6 T3SSGL38-16	Super Series Gas Lens Collet Body 1.6mm - 1/16"
T3SSGL38-20	Super Series Gas Lens Collet Body 2.0mm - 5/64"
T3SSGL38-24	Super Series Gas Lens Collet Body 2.4mm - 2/32"
T3SSGL38-32	Super Series Gas Lens Collet Body 3.2mm - 1/8"
T3SSGL38-40	Super Series Gas Lens Collet Body 4.0mm - 5/32"
T3SSGL38-48	Super Series Gas Lens Collet Body 4.8mm - 3/16"
T3SSGL38-64	Super Series Gas Lens Collet Body 6.4mm - 1/4"
7 T3SSCC14	Super Series Ceramic Cup 23mm - 15/16"
8 T3SSCC18	Super Series Ceramic Cup 28mm - 1-1/10"
9 T3SSCC24	Super Series Ceramic Cup 38mm - 1-9/16"
10 T3SSQZ14	Super Series Quartz Cup 23mm - 15/16"
11 T3SSQZ18	Super Series Quartz Cup 28mm - 1-1/10"


SUPER SERIES SYSTEM WEAR PARTS



MAKE WORK
LIFE EASIER

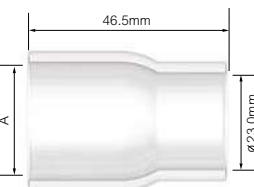


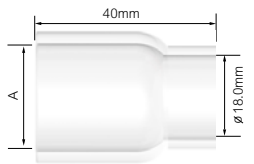
Lasts
5 Times
Longer!

Super Series Ceramic Cups



Part No.	Description	Bore A		T1 / T1FX Series	T2 / T2FX	T3 / T3FX	T1W / T1WFX	T3W / T3WFX	T4W / T4WFX	T5W / T5WFX	T5WA
T1SSCC12	Super Series Ceramic Cup	20mm	3/4"	●	●	●	●	●	●	●	●
T1SSCC14	Super Series Ceramic Cup	23mm	15/16"	●	●	●	●	●	●	●	●
T1SSCC18	Super Series Ceramic Cup	28mm	1-1/10"	●	●	●	●	●	●	●	●
T2SSCC12	Super Series Ceramic Cup	20mm	3/4"	●	●	●	●	●	●	●	●
T2SSCC14	Super Series Ceramic Cup	23mm	15/16"	●	●	●	●	●	●	●	●
T2SSCC18	Super Series Ceramic Cup	28mm	1-1/10"	●	●	●	●	●	●	●	●
T2SSCC24	Super Series Ceramic Cup	38mm	1-9/16"	●	●	●	●	●	●	●	●
T3SSCC14	Super Series Ceramic Cup	23mm	15/16"	●	●	●	●	●	●	●	●
T3SSCC18	Super Series Ceramic Cup	28mm	1-1/10"	●	●	●	●	●	●	●	●
T3SSCC24	Super Series Ceramic Cup	38mm	1-9/16"	●	●	●	●	●	●	●	●

Super Series Quartz Cups



Part No.	Description	Bore A		T1 / T1FX Series	T2 / T2FX	T3 / T3FX	T1W / T1WFX	T3W / T3WFX	T4W / T4WFX	T5W / T5WFX	T5WA
T1SSQZ12	Super Series Quartz Cup	20mm	3/4"	●	●	●	●	●	●	●	●
T1SSQZ14	Super Series Quartz Cup	23mm	15/16"	●	●	●	●	●	●	●	●
T1SSQZ18	Super Series Quartz Cup	28mm	1-1/10"	●	●	●	●	●	●	●	●
T2SSQZ12	Super Series Quartz Cup	20mm	3/4"	●	●	●	●	●	●	●	●
T2SSQZ14	Super Series Quartz Cup	23mm	15/16"	●	●	●	●	●	●	●	●
T2SSQZ18	Super Series Quartz Cup	28mm	1-1/10"	●	●	●	●	●	●	●	●
T3SSQZ14	Super Series Quartz Cup	23mm	15/16"	●	●	●	●	●	●	●	●
T3SSQZ18	Super Series Quartz Cup	28mm	1-1/10"	●	●	●	●	●	●	●	●

● Standard wear part range

The design, manufacturing and quality systems of Arc Torchology are certified by **BVQI** in accordance with EN/ISO 9001:2015


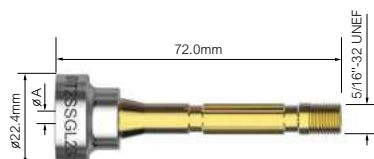
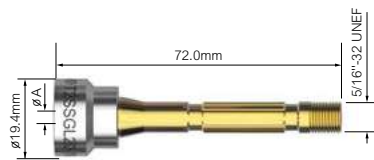
SUPER SERIES SYSTEM WEAR PARTS



MAKE WORK
LIFE EASIER

Lasts
20+ Times
Longer!

Super Series Gas Lens Collet Bodies



Part No.	Description	Bore A		T1 / T1FX Series						
				T2 / T2FX	T3 / T3FX	T1W / T1WFX	T3W / T3WFX	T4W / T4WFX	T5W / T5WFX	T5WA
T1SSGL20-16	Super Series Gas Lens Collet Body - D20	1.6mm	1/16"	●	●	●	●	●	●	●
T1SSGL20-20	Super Series Gas Lens Collet Body - D20	2.0mm	5/64"	●	●	●	●	●	●	●
T1SSGL20-24	Super Series Gas Lens Collet Body - D20	2.4mm	3/32"	●	●	●	●	●	●	●
T1SSGL20-32	Super Series Gas Lens Collet Body - D20	3.2mm	1/8"	●	●	●	●	●	●	●
T1SSGL23-16	Super Series Gas Lens Collet Body - D23	1.6mm	1/16"	●	●	●	●	●	●	●
T1SSGL23-20	Super Series Gas Lens Collet Body - D23	2.0mm	5/64"	●	●	●	●	●	●	●
T1SSGL23-24	Super Series Gas Lens Collet Body - D23	2.4mm	3/32"	●	●	●	●	●	●	●
T1SSGL23-32	Super Series Gas Lens Collet Body - D23	3.2mm	1/8"	●	●	●	●	●	●	●
T1SSGL28-16	Super Series Gas Lens Collet Body - D28	1.6mm	1/16"	●	●	●	●	●	●	●
T1SSGL28-20	Super Series Gas Lens Collet Body - D28	2.0mm	5/64"	●	●	●	●	●	●	●
T1SSGL28-24	Super Series Gas Lens Collet Body - D28	2.4mm	3/32"	●	●	●	●	●	●	●
T1SSGL28-32	Super Series Gas Lens Collet Body - D28	3.2mm	1/8"	●	●	●	●	●	●	●
T2SSGL20-16	Super Series Gas Lens Collet Body - D20	1.6mm	1/16"	●	●	●	●	●	●	●
T2SSGL20-20	Super Series Gas Lens Collet Body - D20	2.0mm	5/64"	●	●	●	●	●	●	●
T2SSGL20-24	Super Series Gas Lens Collet Body - D20	2.4mm	3/32"	●	●	●	●	●	●	●
T2SSGL20-32	Super Series Gas Lens Collet Body - D20	3.2mm	1/8"	●	●	●	●	●	●	●
T2SSGL23-16	Super Series Gas Lens Collet Body - D23	1.6mm	1/16"	●	●	●	●	●	●	●
T2SSGL23-20	Super Series Gas Lens Collet Body - D23	2.0mm	5/64"	●	●	●	●	●	●	●
T2SSGL23-24	Super Series Gas Lens Collet Body - D23	2.4mm	3/32"	●	●	●	●	●	●	●
T2SSGL23-32	Super Series Gas Lens Collet Body - D23	3.2mm	1/8"	●	●	●	●	●	●	●
T2SSGL28-16	Super Series Gas Lens Collet Body - D28	1.6mm	1/16"	●	●	●	●	●	●	●
T2SSGL28-20	Super Series Gas Lens Collet Body - D28	2.0mm	5/64"	●	●	●	●	●	●	●
T2SSGL28-24	Super Series Gas Lens Collet Body - D28	2.4mm	3/32"	●	●	●	●	●	●	●
T2SSGL28-32	Super Series Gas Lens Collet Body - D28	3.2mm	1/8"	●	●	●	●	●	●	●
T2SSGL28-40	Super Series Gas Lens Collet Body - D28	4.0mm	5/32"	●	●	●	●	●	●	●
T2SSGL28-48	Super Series Gas Lens Collet Body - D28	4.8mm	3/16"	●	●	●	●	●	●	●

● Standard wear part range

SUPER SERIES SYSTEM WEAR PARTS



MAKE WORK
LIFE EASIER



Part No.	Description	Bore A		T1 / T1FX Series								
				T2 / T2FX	T3 / T3FX	T1W / T1WFX	T3W / T3WFX	T4W / T4WFX	T5W / T5WFX	T5WA		
T2SSGL38-16	Super Series Gas Lens Collet Body - D38	1.6mm	1/16"	●	●	●	●	●	●	●	●	●
T2SSGL38-20	Super Series Gas Lens Collet Body - D38	2.0mm	5/64"	●	●	●	●	●	●	●	●	●
T2SSGL38-24	Super Series Gas Lens Collet Body - D38	2.4mm	3/32"	●	●	●	●	●	●	●	●	●
T2SSGL38-32	Super Series Gas Lens Collet Body - D38	3.2mm	1/8"	●	●	●	●	●	●	●	●	●
T2SSGL38-40	Super Series Gas Lens Collet Body - D38	4.0mm	5/32"	●	●	●	●	●	●	●	●	●
T2SSGL38-48	Super Series Gas Lens Collet Body - D38	4.8mm	3/16"	●	●	●	●	●	●	●	●	●



T3SSGL23-16	Super Series Gas Lens Collet Body - D23	1.6mm	1/16"	●	●	●	●	●	●	●	●	●
T3SSGL23-20	Super Series Gas Lens Collet Body - D23	2.0mm	5/64"	●	●	●	●	●	●	●	●	●
T3SSGL23-24	Super Series Gas Lens Collet Body - D23	2.4mm	3/32"	●	●	●	●	●	●	●	●	●
T3SSGL23-32	Super Series Gas Lens Collet Body - D23	3.2mm	1/8"	●	●	●	●	●	●	●	●	●



T3SSGL28-16	Super Series Gas Lens Collet Body - D28	1.6mm	1/16"	●	●	●	●	●	●	●	●	●
T3SSGL28-20	Super Series Gas Lens Collet Body - D28	2.0mm	5/64"	●	●	●	●	●	●	●	●	●
T3SSGL28-24	Super Series Gas Lens Collet Body - D28	2.4mm	3/32"	●	●	●	●	●	●	●	●	●
T3SSGL28-32	Super Series Gas Lens Collet Body - D28	3.2mm	1/8"	●	●	●	●	●	●	●	●	●
T3SSGL28-40	Super Series Gas Lens Collet Body - D28	4.0mm	5/32"	●	●	●	●	●	●	●	●	●
T3SSGL28-48	Super Series Gas Lens Collet Body - D28	4.8mm	3/16"	●	●	●	●	●	●	●	●	●
T3SSGL28-64	Super Series Gas Lens Collet Body - D28	6.4mm	1/4"	●	●	●	●	●	●	●	●	●



T3SSGL38-16	Super Series Gas Lens Collet Body - D38	1.6mm	1/16"	●	●	●	●	●	●	●	●	●
T3SSGL38-20	Super Series Gas Lens Collet Body - D38	2.0mm	5/64"	●	●	●	●	●	●	●	●	●
T3SSGL38-24	Super Series Gas Lens Collet Body - D38	2.4mm	3/32"	●	●	●	●	●	●	●	●	●
T3SSGL38-32	Super Series Gas Lens Collet Body - D38	3.2mm	1/8"	●	●	●	●	●	●	●	●	●
T3SSGL38-40	Super Series Gas Lens Collet Body - D38	4.0mm	5/32"	●	●	●	●	●	●	●	●	●
T3SSGL38-48	Super Series Gas Lens Collet Body - D38	4.8mm	3/16"	●	●	●	●	●	●	●	●	●
T3SSGL38-64	Super Series Gas Lens Collet Body - D38	6.4mm	1/4"	●	●	●	●	●	●	●	●	●

● Standard wear part range

SUPER SERIES SYSTEM WEAR PARTS




MAKE WORK
L I F E E A S I E R

Super Series Gas Lens Body Filter Kit

T1 / T1FX Series
T2 / T2FX
T3 / T3FX
T1W / T1WFX
T3W / T3WFX
T4W / T4WFX
T5W / T5WFX
T5WA

Part No.	Description	Bore		T1 / T1FX Series	T2 / T2FX	T3 / T3FX	T1W / T1WFX	T3W / T3WFX	T4W / T4WFX	T5W / T5WFX	T5WA
SSGL13-16FS-3KIT	Super Series Gas Lens Body Filter Kit	1.6mm	1/16"	●	●	●	●	●	●	●	●
SSGL13-20FS-3KIT	Super Series Gas Lens Body Filter Kit	2.0mm	5/64"	●	●	●	●	●	●	●	●
SSGL13-24FS-3KIT	Super Series Gas Lens Body Filter Kit	2.4mm	3/32"	●	●	●	●	●	●	●	●
SSGL13-32FS-3KIT	Super Series Gas Lens Body Filter Kit	3.2mm	1/8"	●	●	●	●	●	●	●	●
SSGL14.5-16FS-3KIT	Super Series Gas Lens Body Filter Kit	1.6mm	1/16"	●	●	●	●	●	●	●	●
SSGL14.5-20FS-3KIT	Super Series Gas Lens Body Filter Kit	2.0mm	5/64"	●	●	●	●	●	●	●	●
SSGL14.5-24FS-3KIT	Super Series Gas Lens Body Filter Kit	2.4mm	3/32"	●	●	●	●	●	●	●	●
SSGL14.5-32FS-3KIT	Super Series Gas Lens Body Filter Kit	3.2mm	1/8"	●	●	●	●	●	●	●	●
SSGL20-16FS-3KIT	Super Series Gas Lens Body Filter Kit	1.6mm	1/16"	●	●	●	●	●	●	●	●
SSGL20-20FS-3KIT	Super Series Gas Lens Body Filter Kit	2.0mm	5/64"	●	●	●	●	●	●	●	●
SSGL20-24FS-3KIT	Super Series Gas Lens Body Filter Kit	2.4mm	3/32"	●	●	●	●	●	●	●	●
SSGL20-32FS-3KIT	Super Series Gas Lens Body Filter Kit	3.2mm	1/8"	●	●	●	●	●	●	●	●
SSGL23-16FS-3KIT	Super Series Gas Lens Body Filter Kit	1.6mm	1/16"	●	●	●	●	●	●	●	●
SSGL23-20FS-3KIT	Super Series Gas Lens Body Filter Kit	2.0mm	5/64"	●	●	●	●	●	●	●	●
SSGL23-24FS-3KIT	Super Series Gas Lens Body Filter Kit	2.4mm	3/32"	●	●	●	●	●	●	●	●
SSGL23-32FS-3KIT	Super Series Gas Lens Body Filter Kit	3.2mm	1/8"	●	●	●	●	●	●	●	●
SSGL28-16FS-3KIT	Super Series Gas Lens Body Filter Kit	1.6mm	1/16"	●	●	●	●	●	●	●	●
SSGL28-20FS-3KIT	Super Series Gas Lens Body Filter Kit	2.0mm	5/64"	●	●	●	●	●	●	●	●
SSGL28-24FS-3KIT	Super Series Gas Lens Body Filter Kit	2.4mm	3/32"	●	●	●	●	●	●	●	●
SSGL28-32FS-3KIT	Super Series Gas Lens Body Filter Kit	3.2mm	1/8"	●	●	●	●	●	●	●	●
SSGL28-40FS-3KIT	Super Series Gas Lens Body Filter Kit	4.0mm	5/32"	●	●	●	●	●	●	●	●
SSGL28-48FS-3KIT	Super Series Gas Lens Body Filter Kit	4.8mm	3/16"	●	●	●	●	●	●	●	●
SSGL28-64FS-3KIT	Super Series Gas Lens Body Filter Kit	6.4mm	1/4"	●	●	●	●	●	●	●	●
SSGL38-16FS-3KIT	Super Series Gas Lens Body Filter Kit	1.6mm	1/16"	●	●	●	●	●	●	●	●
SSGL38-20FS-3KIT	Super Series Gas Lens Body Filter Kit	2.0mm	5/64"	●	●	●	●	●	●	●	●
SSGL38-24FS-3KIT	Super Series Gas Lens Body Filter Kit	2.4mm	3/32"	●	●	●	●	●	●	●	●
SSGL38-32FS-3KIT	Super Series Gas Lens Body Filter Kit	3.2mm	1/8"	●	●	●	●	●	●	●	●
SSGL38-40FS-3KIT	Super Series Gas Lens Body Filter Kit	4.0mm	5/32"	●	●	●	●	●	●	●	●
SSGL38-48FS-3KIT	Super Series Gas Lens Body Filter Kit	4.8mm	3/16"	●	●	●	●	●	●	●	●
SSGL38-64FS-3KIT	Super Series Gas Lens Body Filter Kit	6.4mm	1/4"	●	●	●	●	●	●	●	●



Super Series Accessory Kits

T1 / T1FX Series
T2 / T2FX
T3 / T3FX
T1W / T1WFX
T3W / T3WFX
T4W / T4WFX
T5W / T5WFX
T5WA



Part No.	Description	T1 / T1FX Series	T2 / T2FX	T3 / T3FX	T1W / T1WFX	T3W / T3WFX	T4W / T4WFX	T5W / T5WFX	T5WA
T1SSAK_16	Super Series 1.6mm Accessory Kit	●	●	●	●	●	●	●	●
SUPER SERIES 1.6MM ACCESSORY KIT									
Super Series Gas Lens Collet Body 1.6mm - 1/16" (D20, D23, D28)									
Super Series Ceramic Cup 20mm - 3/4", 23mm - 15/16", 28mm - 1-1/10"									
Super Series Quartz Cup 20mm - 3/4", 23mm - 15/16", 28mm - 1-1/10"									
Head Gasket / Standard Heat Isolator / Quartz Heat Zone Isolator / Special Seal Ring									
Spring Ring(D20, D23, D28)									
Super Series Gas Lens Filter Kit 1.6mm - 1/16" (D20, D23, D28)									
Long Back Cap, Medium Back Cap, Short Back Cap									
Gas Lens Body Spring Ring Tool									
T1SSAK_24	Super Series 2.4mm Accessory Kit	●	●	●	●	●	●	●	●
SUPER SERIES 2.4MM ACCESSORY KIT									
Super Series Gas Lens Collet Body 2.4mm - 2/32" (D20, D23, D28)									
Super Series Ceramic Cup 20mm - 3/4", 23mm - 15/16", 28mm - 1-1/10"									
Super Series Quartz Cup 20mm - 3/4", 23mm - 15/16", 28mm - 1-1/10"									
Head Gasket / Standard Heat Isolator / Quartz Heat Zone Isolator / Special Seal Ring									
Spring Ring(D20, D23, D28)									
Super Series Gas Lens Filter Kit 2.4mm - 2/32" (D20, D23, D28)									
Long Back Cap, Medium Back Cap, Short Back Cap									
Gas Lens Body Spring Ring Tool									
T1SSAK_32	Super Series 3.2mm Accessory Kit	●	●	●	●	●	●	●	●
SUPER SERIES 3.2MM ACCESSORY KIT									
Super Series Gas Lens Collet Body 3.2mm - 1/8" (D20, D23, D28)									
Super Series Ceramic Cup 20mm - 3/4", 23mm - 15/16", 28mm - 1-1/10"									
Super Series Quartz Cup 20mm - 3/4", 23mm - 15/16", 28mm - 1-1/10"									
Head Gasket / Standard Heat Isolator / Quartz Heat Zone Isolator / Special Seal Ring									
Spring Ring(D20, D23, D28)									
Super Series Gas Lens Filter Kit 3.2mm - 1/8" (D20, D23, D28)									
Long Back Cap, Medium Back Cap, Short Back Cap									
Gas Lens Body Spring Ring Tool									

Super Series Accessory Kits

T1 / T1FX Series
T2 / T2FX
T3 / T3FX
T1W / T1WFX
T3W / T3WFX
T4W / T4WFX
T5W / T5WFX
T5WA

Part No.	Description	T1 / T1FX Series	T2 / T2FX	T3 / T3FX	T1W / T1WFX	T3W / T3WFX	T4W / T4WFX	T5W / T5WFX	T5WA
T2SSAK_16	Super Series 1.6mm Accessory Kit	●	●	●	●	●	●	●	●
<p>SUPER SERIES 1.6MM ACCESSORY KIT</p> <p>Super Series Gas Lens Collet Body 1.6mm - 1/16" (D20, D23, D28) Super Series Ceramic Cup 20mm - 3/4", 23mm - 15/16", 28mm - 1-1/10" Super Series Quartz Cup 20mm - 3/4", 23mm - 15/16", 28mm - 1-1/10" Head Gasket / Standard Heat Isolator / Quartz Heat Zone Isolator / Special Seal Ring Spring Ring(D20, D23, D28) Super Series Gas Lens Filter Kit 1.6mm - 1/16" (D20, D23, D28) Long Back Cap, Medium Back Cap, Short Back Cap Gas Lens Body Spring Ring Tool</p>									
T2SSAK_24	Super Series 2.4mm Accessory Kit	●	●	●	●	●	●	●	●
<p>SUPER SERIES 2.4MM ACCESSORY KIT</p> <p>Super Series Gas Lens Collet Body 2.4mm - 2/32" (D20, D23, D28) Super Series Ceramic Cup 20mm - 3/4", 23mm - 15/16", 28mm - 1-1/10" Super Series Quartz Cup 20mm - 3/4", 23mm - 15/16", 28mm - 1-1/10" Head Gasket / Standard Heat Isolator / Quartz Heat Zone Isolator / Special Seal Ring Spring Ring(D20, D23, D28) Super Series Gas Lens Filter Kit 2.4mm - 2/32" (D20, D23, D28) Long Back Cap, Medium Back Cap, Short Back Cap Gas Lens Body Spring Ring Tool</p>									
T2SSAK_32	Super Series 3.2mm Accessory Kit	●	●	●	●	●	●	●	●
<p>SUPER SERIES 3.2MM ACCESSORY KIT</p> <p>Super Series Gas Lens Collet Body 3.2mm - 1/8" (D20, D23, D28) Super Series Ceramic Cup 20mm - 3/4", 23mm - 15/16", 28mm - 1-1/10" Super Series Quartz Cup 20mm - 3/4", 23mm - 15/16", 28mm - 1-1/10" Head Gasket / Standard Heat Isolator / Quartz Heat Zone Isolator / Special Seal Ring Spring Ring(D20, D23, D28) Super Series Gas Lens Filter Kit 3.2mm - 1/8" (D20, D23, D28) Long Back Cap, Medium Back Cap, Short Back Cap Gas Lens Body Spring Ring Tool</p>									

Super Series Accessory Kits

Part No.	Description	T1 / T1FX Series	T2 / T2FX	T3 / T3FX	T1W / T1WFX	T3W / T3WFX	T4W / T4WFX	T5W / T5WFX	T5WA
T3SSAK_16	Super Series 1.6mm Accessory Kit	●	●	●	●	●	●	●	●
<p>SUPER SERIES 1.6MM ACCESSORY KIT</p> <p>Super Series Gas Lens Collet Body 1.6mm - 1/16" (D23, D28)</p> <p>Super Series Ceramic Cup 23mm - 15/16", 28mm - 1-1/10"</p> <p>Super Series Quartz Cup 23mm - 15/16", 28mm - 1-1/10"</p> <p>Head Gasket / Standard Heat Isolator / Quartz Heat Zone Isolator / Special Seal Ring</p> <p>Spring Ring(D23, D28)</p> <p>Super Series Gas Lens Filter Kit 1.6mm - 1/16" (D23, D28)</p> <p>Long Back Cap, Medium Back Cap, Short Back Cap</p> <p>Gas Lens Body Spring Ring Tool</p>									
T3SSAK_24	Super Series 2.4mm Accessory Kit	●	●	●	●	●	●	●	●
<p>SUPER SERIES 2.4MM ACCESSORY KIT</p> <p>Super Series Gas Lens Collet Body 2.4mm - 2/32" (D23, D28)</p> <p>Super Series Ceramic Cup 23mm - 15/16", 28mm - 1-1/10"</p> <p>Super Series Quartz Cup 23mm - 15/16", 28mm - 1-1/10"</p> <p>Head Gasket / Standard Heat Isolator / Quartz Heat Zone Isolator / Special Seal Ring</p> <p>Spring Ring(D23, D28)</p> <p>Super Series Gas Lens Filter Kit 2.4mm - 2/32" (D23, D28)</p> <p>Long Back Cap, Medium Back Cap, Short Back Cap</p> <p>Gas Lens Body Spring Ring Tool</p>									
T3SSAK_32	Super Series 3.2mm Accessory Kit	●	●	●	●	●	●	●	●
<p>SUPER SERIES 3.2MM ACCESSORY KIT</p> <p>Super Series Gas Lens Collet Body 3.2mm - 1/8" (D23, D28)</p> <p>Super Series Ceramic Cup 23mm - 15/16", 28mm - 1-1/10"</p> <p>Super Series Quartz Cup 23mm - 15/16", 28mm - 1-1/10"</p> <p>Head Gasket / Standard Heat Isolator / Quartz Heat Zone Isolator / Special Seal Ring</p> <p>Spring Ring(D23, D28)</p> <p>Super Series Gas Lens Filter Kit 3.2mm - 1/8" (D23, D28)</p> <p>Long Back Cap, Medium Back Cap, Short Back Cap</p> <p>Gas Lens Body Spring Ring Tool</p>									

RECOMMENDED TUNGSTEN PARAMETERS



MAKE WORK
LIFE EASIER

Tungsten	Nozzle							Nozzle Bore	A / AC			A / DC	
	4	5	6	7	8	10	12		Pure	Ceriated	Lanthanated WL _a 10 WL _a 15 WL _a 20	Ceriated	Lanthanated WL _a 10 WL _a 15 WL _a 20
1.0mm	●	●	●	●	●	●	●	6.4mm 8.0mm	10A-60A	15A-70A	15A-100A	70A-80A	20A-100A
1.6mm	●	●	●	●	●	●	●	6.4mm 8.0mm 9.8mm	50A-100A	60-90A	70A-160A	80A-140A	80A-160A
2.4mm	●	●	●	●	●	●	●	9.8mm 11.2mm 12.7mm	100A-160A	90A-130A	110A-200A	150A-210A	120A-230A
3.2mm	●	●	●	●	●	●	●	11.2mm 12.7mm	130A-180A	140-190A	150A-205A	220A-320A	200A-305A
4.0mm	●	●	●	●	●	●	●	12.7mm 16.0mm	180A-260A	190A-250A	180A-260A	320A-450A	320A-450A
4.8mm	●	●	●	●	●	●	●	16.0mm 19.0mm	240A-350A	330A-460A	330A-460A	500A-675A	500A-675A
6.4mm	●	●	●	●	●	●	●	19.0mm	300A-450A	430A-575A	430A-575A	650A-950A	650A-950A

SAY HELLO

TO OUR VISION OF THE FUTURE

ARC TIG HIGH PERFORMANCE SERIES

Make Work Life Easier

MPA004 / V.2025.02



MAKE WORK
LIFE EASIER